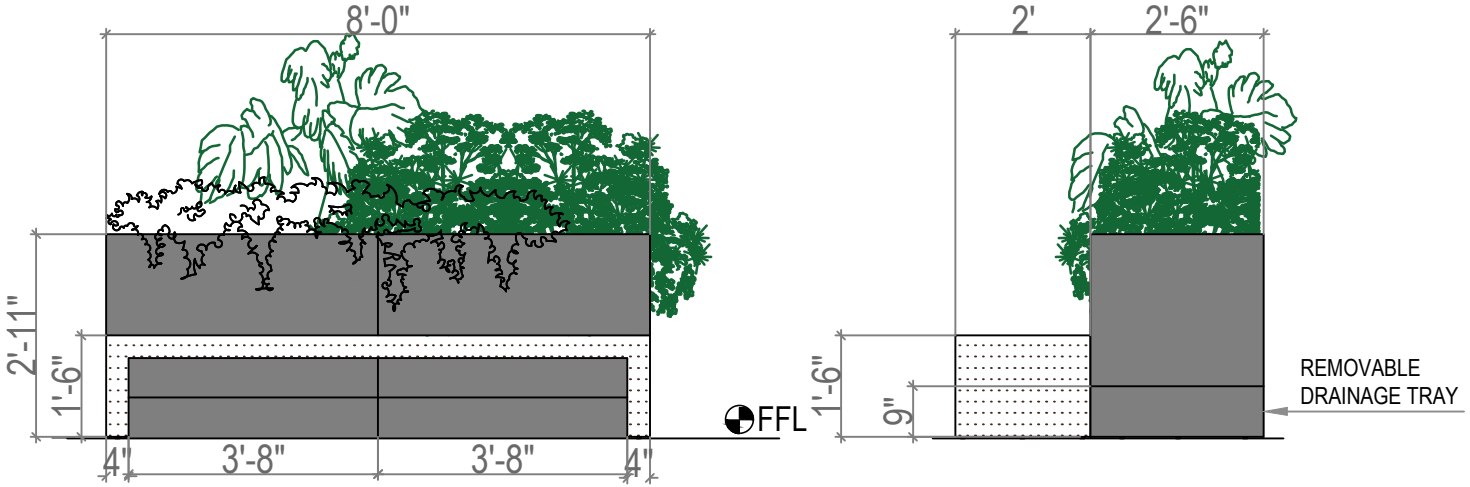

3.2 PLANTER WITH INTEGRATED SEATING - ELEVATION
FIRST FLOOR - FOYER

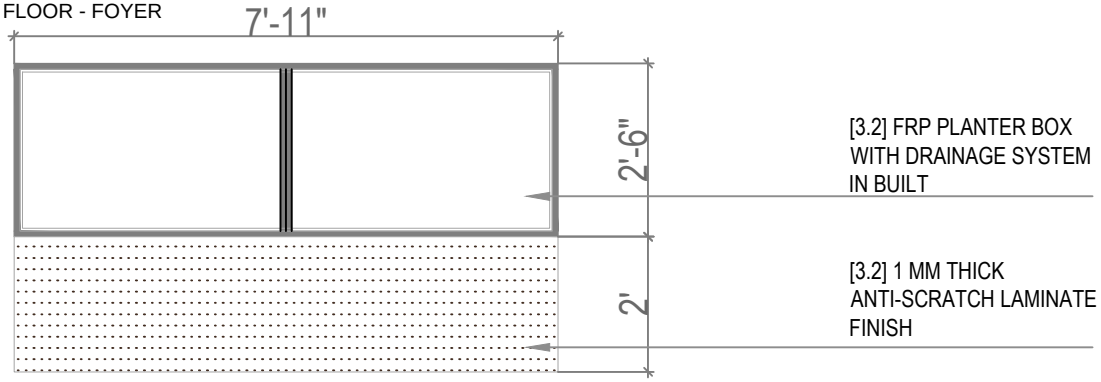

3.2 PLANTER WITH INTEGRATED SEATING - PLAN
FIRST FLOOR - FOYER

NOTE:

1. THE DESIGN & DRAWING IS THE PROPERTY & COPYRIGHT OF M/s. MYRIAD GEOMETRIES/MG10 ARCHITECTURE. REPRODUCTION AND USE OF THE DESIGN, IN WHOLE OR IN PART, IS FORBIDDEN WITHOUT THE ARCHITECT'S WRITTEN CONSENT.

2. DRAWING IS NOT TO BE SCALED.

3. ALL DIMENSIONS ARE IN FEET AND INCHES AND LEVELS IN METERS UNLESS NOTED OTHERWISE.

4. ANY DISCREPANCIES IN THE DRAWING SHALL BE BROUGHT TO THE NOTICE OF THE ARCHITECT BEFORE EXECUTION. ALL DIMENSIONS TO BE VERIFIED ON SITE AND APPROVED BY THE ARCHITECT/PROJECT MANAGER.

5. DRAWING SHOULD BE READ IN CONJUNCTION WITH OTHER RELEVANT ARCHITECTURAL, STRUCTURAL, MECHANICAL AND ELECTRICAL DRAWINGS AND ALL RELEVANT SECTIONS OF THE SPECIFICATIONS.

LEGEND / SYMBOLS

1.LEVLES IN PLANS/ELEVATIONS/SECTIONS

FFL — FINISHED FLOOR LEVEL
SSL — STRUCTURAL SLAB LEVEL

FGL — FORMATION GROUND LEVEL

2.DOORS

D01 / A/G — DOOR TYPES / DRAWING NUMBERS

3.SECTIONS

S1 / 2 — SECTION NUMBERS / DRAWING NUMBERS

4.ELEVATIONS

E1 / 2 — ELEVATION NUMBERS / DRAWING NUMBERS

KEY PLAN

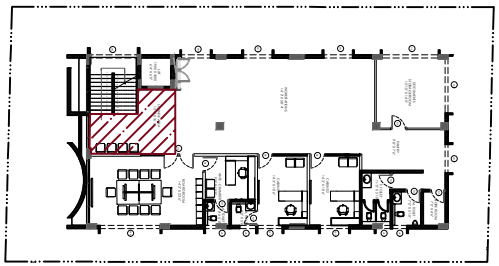

SCALE	Not To Scale	SHEET SIZE	A1
DATE	28 JULY 2026		
DRAWN	MUKUND GOPI	N	
CHECKED	MUKUND GOPI		
SIGNATURE	-		

PROJECT:
PROPOSED COMMERCIAL DEVELOPMENT FOR KSSFCL
at Vishveshwar Nagar, Mysuru - 570008

CLIENT:
KARNATAKA STATE SOUHARDA FEDERAL CO-OPERATIVE LTD.
Margosa Road,Malleshwaram, Bengaluru - 560003

FOR TENDER

DRAWING TITLE	FOYER	
FIRST FLOOR - FOYER INTEGRATED SEATER + PLANTER		REV NO R1
DRAWING NUMBER	KS	IN/FR/FF/02

ARCHITECTS
MYRIAD

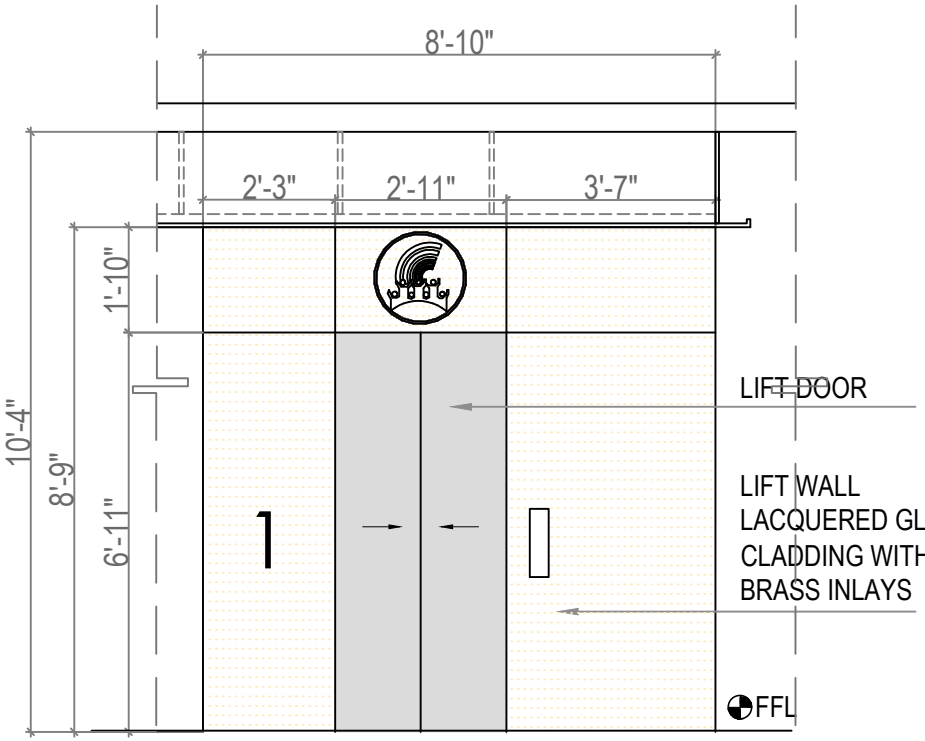

3.1.1 - 3.1.3 LIFT WALL

FIRST FLOOR - FOYER

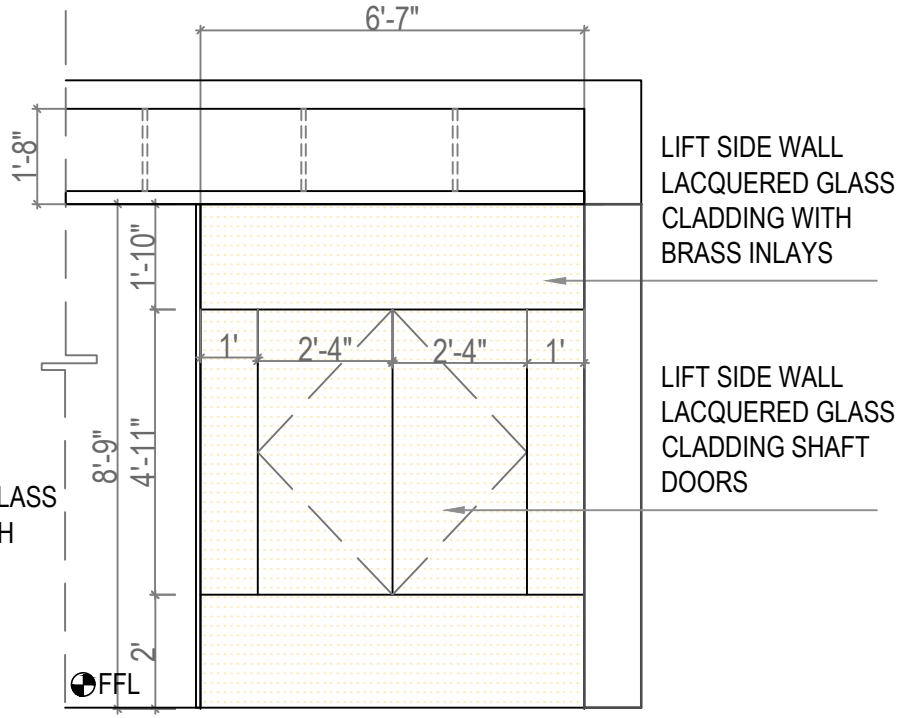

3.1.4 LIFT WALL

FIRST FLOOR - FOYER

NOTE:

1. THE DESIGN & DRAWING IS THE PROPERTY & COPYRIGHT OF M/s. MYRIAD GEOMETRIES/MG10 ARCHITECTURE. REPRODUCTION AND USE OF THE DESIGN, IN WHOLE OR IN PART, IS FORBIDDEN WITHOUT THE ARCHITECT'S WRITTEN CONSENT.

2. DRAWING IS NOT TO BE SCALED.

3. ALL DIMENSIONS ARE IN FEET AND INCHES AND LEVELS IN METERS UNLESS NOTED OTHERWISE.

4. ANY DISCREPANCIES IN THE DRAWING SHALL BE BROUGHT TO THE NOTICE OF THE ARCHITECT BEFORE EXECUTION. ALL DIMENSIONS TO BE VERIFIED ON SITE AND APPROVED BY THE ARCHITECT/PROJECT MANAGER.

5. DRAWING SHOULD BE READ IN CONJUNCTION WITH OTHER RELEVANT ARCHITECTURAL, STRUCTURAL, MECHANICAL AND ELECTRICAL DRAWINGS AND ALL RELEVANT SECTIONS OF THE SPECIFICATIONS.

LEGEND / SYMBOLS

1.LEVLES IN PLANS/ELEVATIONS/SECTIONS

FFL — FINISHED FLOOR LEVEL

SSL — STRUCTURAL SLAB LEVEL

FGL — FORMATION GROUND LEVEL

2.DOORS

D01 / A/0 — DOOR TYPES / DRAWING NUMBERS

3.SECTIONS

S1 / 01 — SECTION NUMBERS / DRAWING NUMBERS

4.ELEVATIONS

E1 / 01 — ELEVATION NUMBERS / DRAWING NUMBERS

KEY PLAN

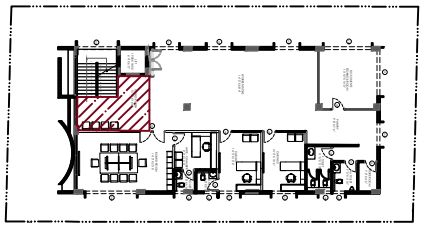

SCALE	Not To Scale	SHEET SIZE	A1
DATE	28 JULY 2026		
DRAWN	MUKUND GOPI	N	
CHECKED	MUKUND GOPI		
SIGNATURE	-		

PROJECT:
PROPOSED COMMERCIAL DEVELOPMENT FOR KSSFCL
at Vishveshwar Nagar, Mysuru - 570008

CLIENT:
KARNATAKA STATE SOUHARDA FEDERAL CO-OPERATIVE LTD.
Margosa Road,Malleshwaram, Bengaluru - 560003

FOR TENDER

DRAWING TITLE	FOYER	
FIRST FLOOR - FOYER LIFT WALL		REV NO R1
DRAWING NUMBER	KS	IN/FR/FF/01

ARCHITECTS

MYRIAD

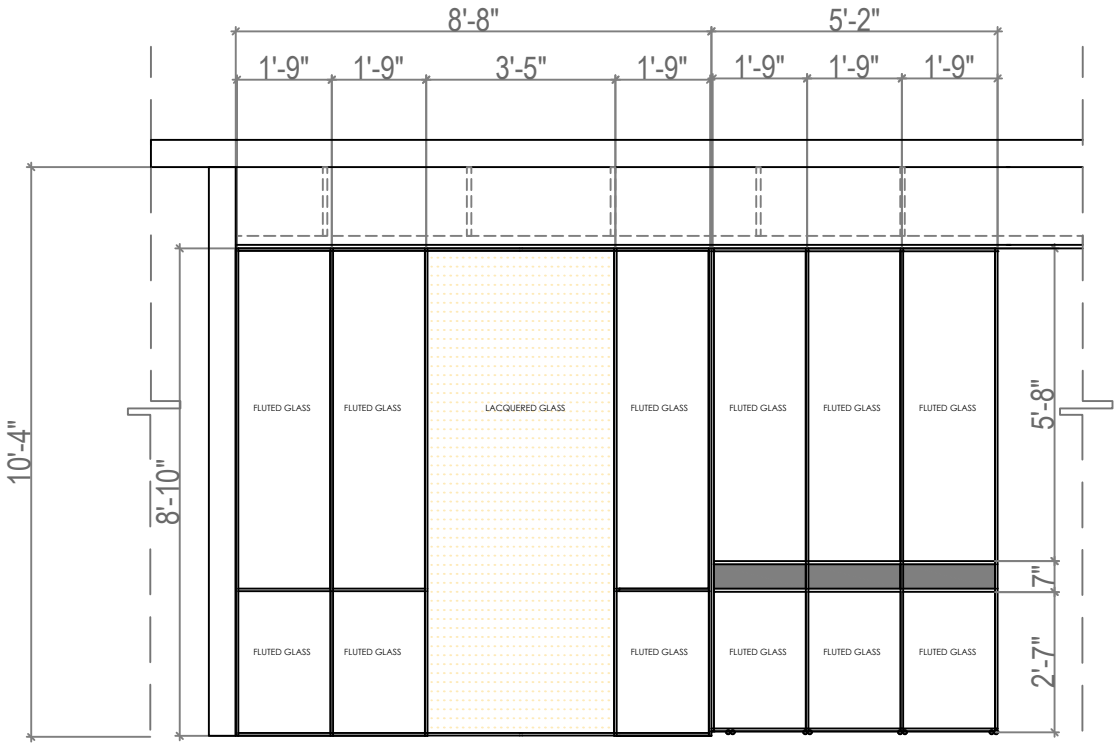

3.3 - 3.4 MS FRAMED GLAZED PARTITION AND MS FRAMED SLIDING GLASS DOOR - ELEVATION
FIRST FLOOR - FOYER

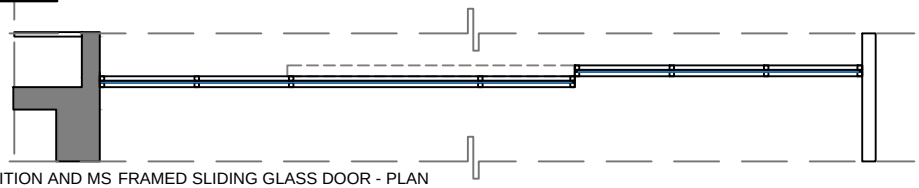

3.3 - 3.4 MS FRAMED GLAZED PARTITION AND MS FRAMED SLIDING GLASS DOOR - PLAN
FIRST FLOOR - FOYER

NOTE:

1. THE DESIGN & DRAWING IS THE PROPERTY & COPYRIGHT OF M/s. MYRIAD GEOMETRIES/MG10 ARCHITECTURE. REPRODUCTION AND USE OF THE DESIGN, IN WHOLE OR IN PART, IS FORBIDDEN WITHOUT THE ARCHITECT'S WRITTEN CONSENT.

2. DRAWING IS NOT TO BE SCALED.

3. ALL DIMENSIONS ARE IN FEET AND INCHES AND LEVELS IN METERS UNLESS NOTED OTHERWISE.

4. ANY DISCREPANCIES IN THE DRAWING SHALL BE BROUGHT TO THE NOTICE OF THE ARCHITECT BEFORE EXECUTION. ALL DIMENSIONS TO BE VERIFIED ON SITE AND APPROVED BY THE ARCHITECT/PROJECT MANAGER.

5. DRAWING SHOULD BE READ IN CONJUNCTION WITH OTHER RELEVANT ARCHITECTURAL, STRUCTURAL, MECHANICAL AND ELECTRICAL DRAWINGS AND ALL RELEVANT SECTIONS OF THE SPECIFICATIONS.

LEGEND / SYMBOLS

1.LEVLES IN PLANS/ELEVATIONS/SECTIONS

FFL / SSL — FINISHED FLOOR LEVEL / STRUCTURAL SLAB LEVEL

FGL — FORMATION GROUND LEVEL

2.DOORS

D01 / A/01 — DOOR TYPES / DRAWING NUMBERS

3.SECTIONS

S1 / 01 — SECTION NUMBERS / DRAWING NUMBERS

4.ELEVATIONS

E1 / 01 — ELEVATION NUMBERS / DRAWING NUMBERS

KEY PLAN

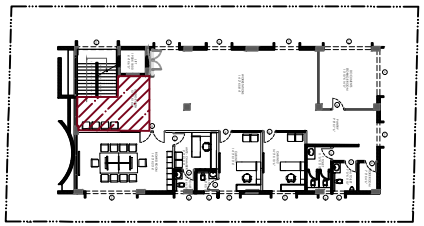

SCALE	Not To Scale	SHEET SIZE	A1
DATE	28 JULY 2026		
DRAWN	MUKUND GOPI	N	
CHECKED	MUKUND GOPI		
SIGNATURE	-		

PROJECT:
PROPOSED COMMERCIAL DEVELOPMENT FOR KSSFCL
at Vishveshwar Nagar, Mysuru - 570008

CLIENT:
KARNATAKA STATE SOUHARDA FEDERAL CO-OPERATIVE LTD.
Margosa Road,Malleshwaram, Bengaluru - 560003

FOR TENDER

DRAWING TITLE: FOYER

FIRST FLOOR - FOYER
MS PARTITION

REV NO: R1

DRAWING NUMBER: KS IN/FR/FF/03

ARCHITECTS

MYRIAD

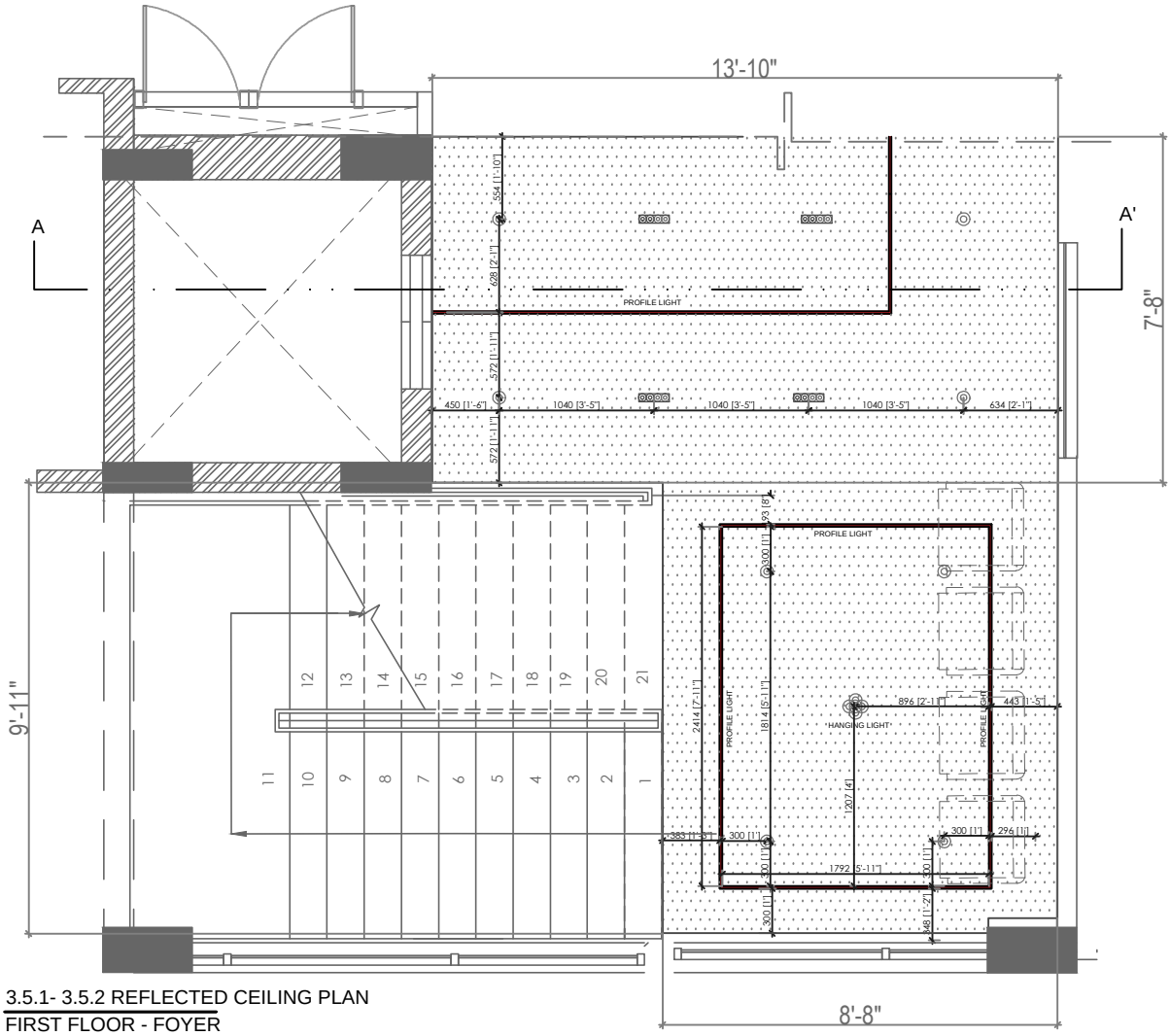

3.5.1- 3.5.2 REFLECTED CEILING PLAN
FIRST FLOOR - FOYER

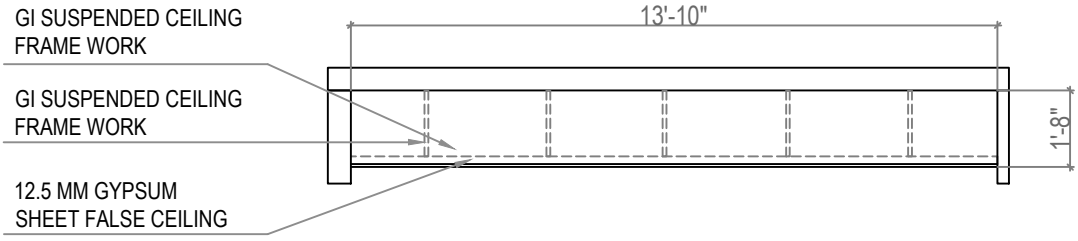

3.5.2 REFLECTED CEILING PLAN
FIRST FLOOR - FOYER

1. THE DESIGN & DRAWING IS THE PROPERTY & COPYRIGHT OF M/s. MYRIAD GEOMETRIES/MG10 ARCHITECTURE. REPRODUCTION AND USE OF THE DESIGN, IN WHOLE OR IN PART, IS FORBIDDEN WITHOUT THE ARCHITECT'S WRITTEN CONSENT.

2. DRAWING IS NOT TO BE SCALED.

3. ALL DIMENSIONS ARE IN FEET AND INCHES AND LEVELS IN METERS UNLESS NOTED OTHERWISE.

4. ANY DISCREPANCIES IN THE DRAWING SHALL BE BROUGHT TO THE NOTICE OF THE ARCHITECT BEFORE EXECUTION. ALL DIMENSIONS TO BE VERIFIED ON SITE AND APPROVED BY THE ARCHITECT/PROJECT MANAGER.

5. DRAWING SHOULD BE READ IN CONJUNCTION WITH OTHER RELEVANT ARCHITECTURAL, STRUCTURAL, MECHANICAL AND ELECTRICAL DRAWINGS AND ALL RELEVANT SECTIONS OF THE SPECIFICATIONS.

1.LEVLES IN PLANS/ELEVATIONS/SECTIONS
+ FFL — FINISHED FLOOR LEVEL
+ SSL — STRUCTURAL SLAB LEVEL
+ FGL — FORMATION GROUND LEVEL
2.DOORS
DOOR TYPES / DRAWING NUMBERS
3.SECTIONS
SECTION NUMBERS / DRAWING NUMBERS
4.ELEVATIONS
ELEVATION NUMBERS / DRAWING NUMBERS

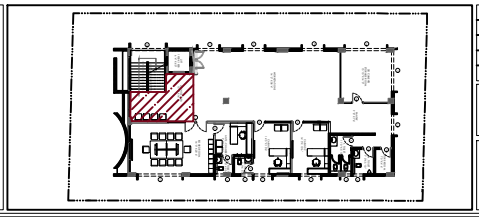

SCALE	Not To Scale	SHEET SIZE	A1
DATE	28 JULY 2026		
DRAWN	MUKUND GOPI	N	
CHECKED	MUKUND GOPI		
SIGNATURE	-		

PROJECT:
PROPOSED COMMERCIAL DEVELOPMENT FOR KSSFCL
at Vishveshwar Nagar, Mysuru - 570008

CLIENT:
KARNATAKA STATE SOUHARDA FEDERAL CO-OPERATIVE LTD.
Margosa Road Malleshwaram, Bengaluru - 560003

FOR TENDER

DRAWING TITLE	FOYER
FIRST FLOOR - FOYER REFLECTED CEILING PLAN	REV NO R1
DRAWING NUMBER	KS IN/FR/FF/04

ARCHITECTS
MYRIAD

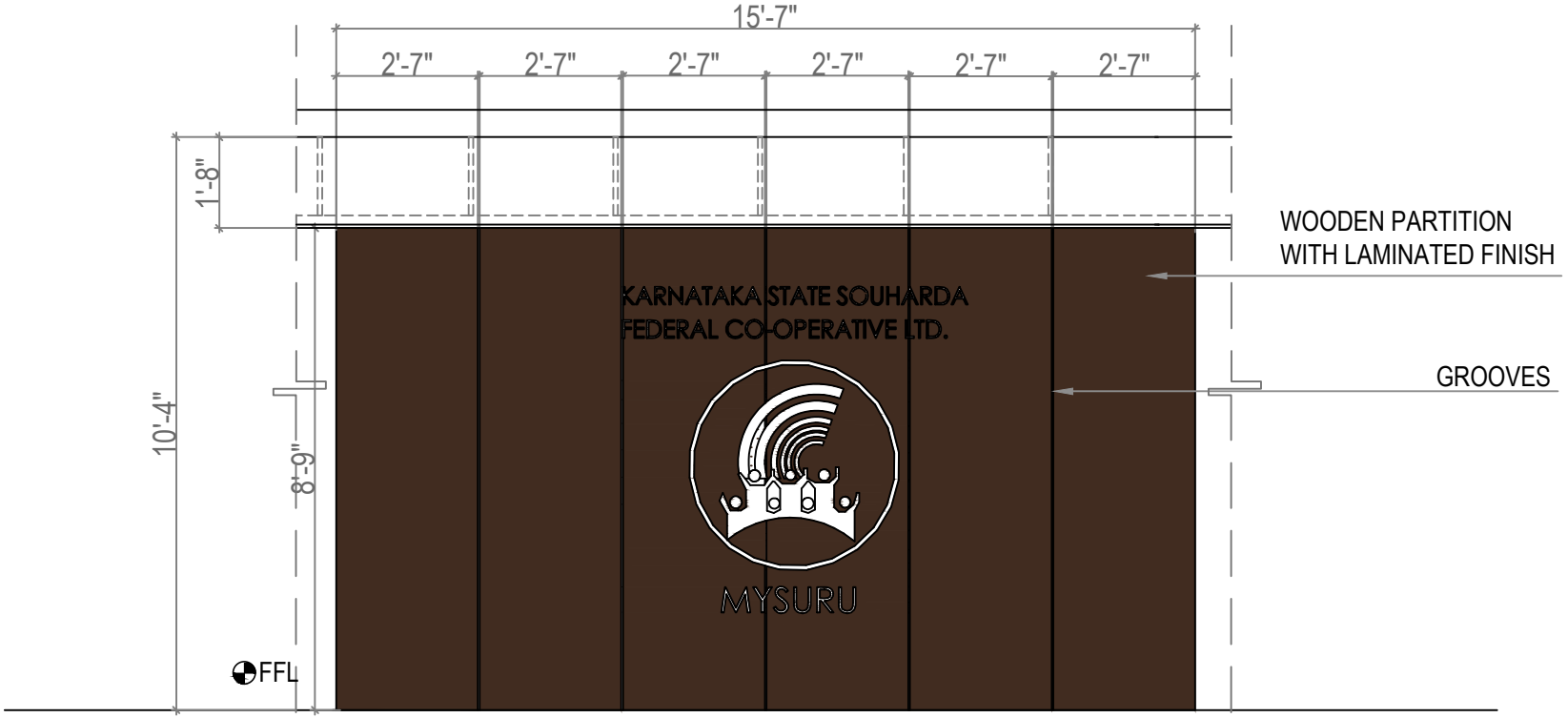

4.1 WOODEN PARTITION WITH LAMINATED FINISH

FIRST FLOOR - WORKSTATION

NOTE:

1. THE DESIGN & DRAWING IS THE PROPERTY & COPYRIGHT OF M/s. MYRIAD GEOMETRIES/MG10 ARCHITECTURE. REPRODUCTION AND USE OF THE DESIGN, IN WHOLE OR IN PART, IS FORBIDDEN WITHOUT THE ARCHITECT'S WRITTEN CONSENT.

2. DRAWING IS NOT TO BE SCALED.

3. ALL DIMENSIONS ARE IN FEET AND INCHES AND LEVELS IN METERS UNLESS NOTED OTHERWISE.

4. ANY DISCREPANCIES IN THE DRAWING SHALL BE BROUGHT TO THE NOTICE OF THE ARCHITECT BEFORE EXECUTION. ALL DIMENSIONS TO BE VERIFIED ON SITE AND APPROVED BY THE ARCHITECT/PROJECT MANAGER.

5. DRAWING SHOULD BE READ IN CONJUNCTION WITH OTHER RELEVANT ARCHITECTURAL, STRUCTURAL, MECHANICAL AND ELECTRICAL DRAWINGS AND ALL RELEVANT SECTIONS OF THE SPECIFICATIONS.

LEGEND / SYMBOLS

1.LEVLES IN PLANS/ELEVATIONS/SECTIONS

FFL / SSL — FINISHED FLOOR LEVEL / STRUCTURAL SLAB LEVEL

FGL — FORMATION GROUND LEVEL

2.DOORS

D01 / A/0 — DOOR TYPES / DRAWING NUMBERS

3.SECTIONS

S1 / 01 — SECTION NUMBERS / DRAWING NUMBERS

4.ELEVATIONS

E1 / 01 — ELEVATION NUMBERS / DRAWING NUMBERS

KEY PLAN

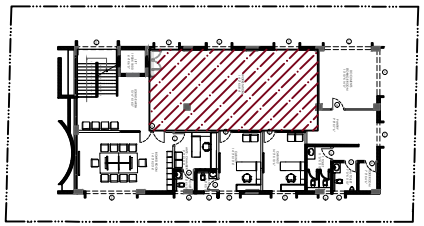

SCALE	Not To Scale	SHEET SIZE	A1
DATE	28 JULY 2026		
DRAWN	MUKUND GOPI	N	
CHECKED	MUKUND GOPI		
SIGNATURE	-		

PROJECT:
PROPOSED COMMERCIAL DEVELOPMENT FOR KSSFCL
at Vishveshwar Nagar, Mysuru - 570008

CLIENT:
KARNATAKA STATE SOUHARDA FEDERAL CO-OPERATIVE LTD.
Margosa Road,Malleshwaram, Bengaluru - 560003

FOR TENDER

DRAWING TITLE	WORKSTATION	
FIRST FLOOR - WORKSTATION WOODEN PARTITION W/L		REV NO R1
DRAWING NUMBER	KS	IN/WS/FF/01

ARCHITECTS

MYRIAD

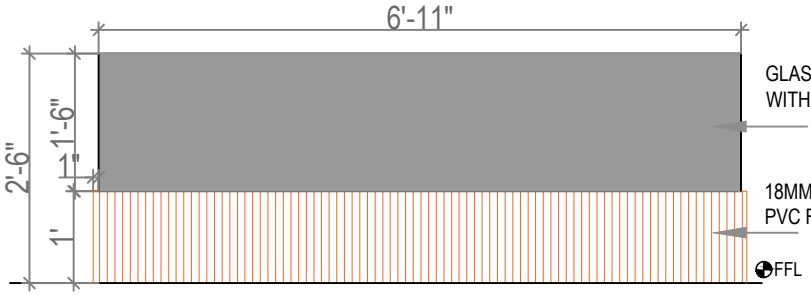

4.4.1 - 4.4.9 FRP PLANTER WITH FLUTED PVC PLANELLING - FRONT VIEW

FIRST FLOOR - WORKSTATION

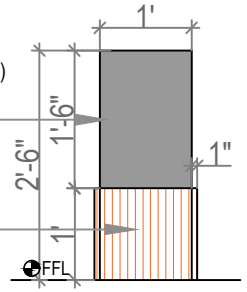

4.4.1 - 4.4.9 FRP PLANTER WITH FLUTED PVC PANELLING - SIDE VIEW

FIRST FLOOR - WORKSTATION

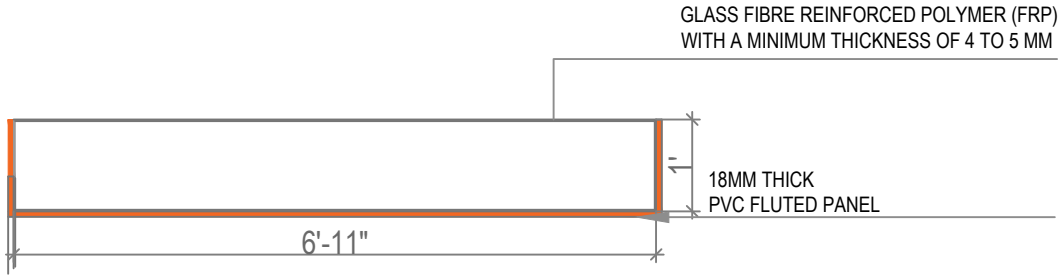

4.4.1 - 4.4.9 FRP PLANTER WITH FLUTED PVC PANELLING - PLAN

FIRST FLOOR - WORKSTATION

NOTE:

1. THE DESIGN & DRAWING IS THE PROPERTY & COPYRIGHT OF M/s. MYRIAD GEOMETRIES/MG10 ARCHITECTURE. REPRODUCTION AND USE OF THE DESIGN, IN WHOLE OR IN PART, IS FORBIDDEN WITHOUT THE ARCHITECT'S WRITTEN CONSENT.

2. DRAWING IS NOT TO BE SCALED.

3. ALL DIMENSIONS ARE IN FEET AND INCHES AND LEVELS IN METERS UNLESS NOTED OTHERWISE.

4. ANY DISCREPANCIES IN THE DRAWING SHALL BE BROUGHT TO THE NOTICE OF THE ARCHITECT BEFORE EXECUTION. ALL DIMENSIONS TO BE VERIFIED ON SITE AND APPROVED BY THE ARCHITECT/PROJECT MANAGER.

5. DRAWING SHOULD BE READ IN CONJUNCTION WITH OTHER RELEVANT ARCHITECTURAL, STRUCTURAL, MECHANICAL AND ELECTRICAL DRAWINGS AND ALL RELEVANT SECTIONS OF THE SPECIFICATIONS.

LEGEND / SYMBOLS

1.LEVLES IN PLANS/ELEVATIONS/SECTIONS

+ FFL / + SSL — FINISHED FLOOR LEVEL / STRUCTURAL SLAB LEVEL

+ FGL — FORMATION GROUND LEVEL

2.DOORS

D01 / 1x0 — DOOR TYPES / DRAWING NUMBERS

3.SECTIONS

S1 / 01 — SECTION NUMBERS / DRAWING NUMBERS

4.ELEVATIONS

E1 / 01 — ELEVATION NUMBERS / DRAWING NUMBERS

KEY PLAN

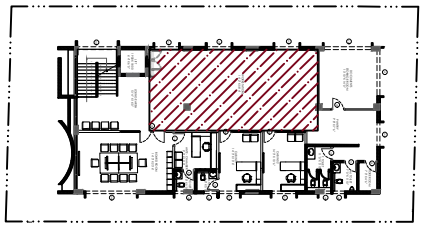

SCALE	Not To Scale	SHEET SIZE	A1
DATE	28 JULY 2026		
DRAWN	MUKUND GOPI	N	
CHECKED	MUKUND GOPI		
SIGNATURE	-		

PROJECT:
PROPOSED COMMERCIAL DEVELOPMENT FOR KSSFCL
at Vishveshwar Nagar, Mysuru - 570008

CLIENT:
KARNATAKA STATE SOUHARDA FEDERAL CO-OPERATIVE LTD.
Margosa Road,Malleshwaram, Bengaluru - 560003

FOR TENDER

DRAWING TITLE	WORKSTATION	
FIRST FLOOR - WORKSTATION FRP PLANTER		REV NO R1
DRAWING NUMBER	KS	IN/WS/FF/04

ARCHITECTS

MYRIAD

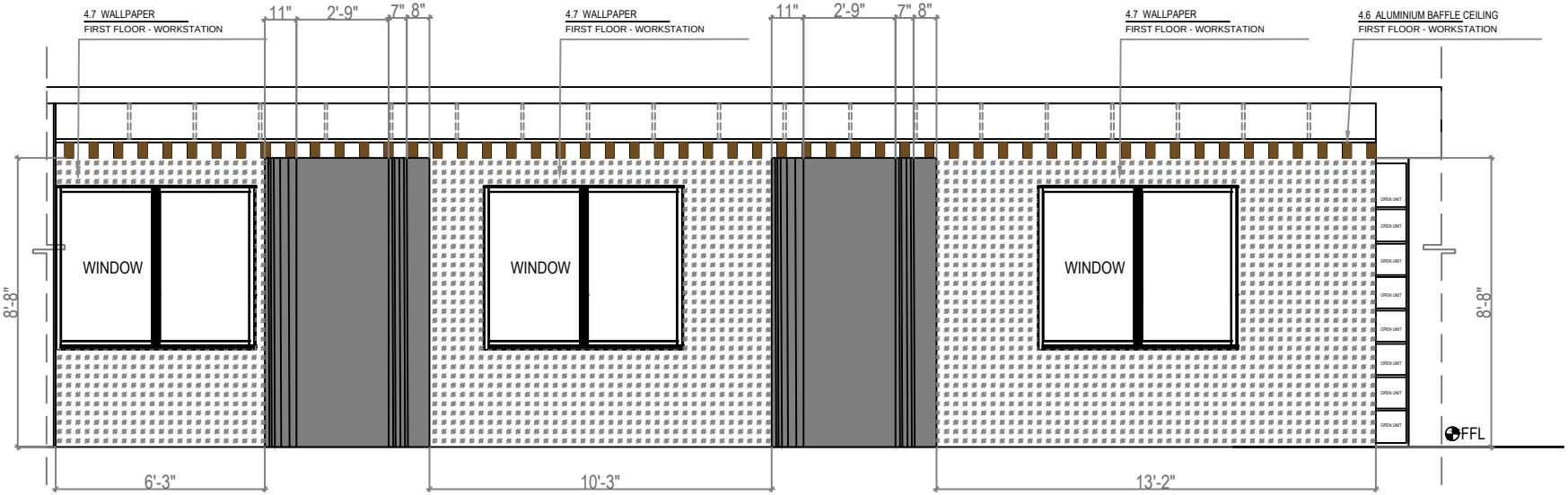

4.8.1 CURVED WOODEN PANELLING WITH DUCO PAINT FINISH
FIRST FLOOR - WORKSTATION

4.8.2 CURVED WOODEN PANELLING WITH DUCO PAINT FINISH
FIRST FLOOR - WORKSTATION

NOTE:

1. THE DESIGN & DRAWING IS THE PROPERTY & COPYRIGHT OF M/s. MYRIAD GEOMETRIES/MG10 ARCHITECTURE. REPRODUCTION AND USE OF THE DESIGN, IN WHOLE OR IN PART, IS FORBIDDEN WITHOUT THE ARCHITECT'S WRITTEN CONSENT.

2. DRAWING IS NOT TO BE SCALED.

3. ALL DIMENSIONS ARE INFEET AND INCHES AND LEVELS IN METERS UNLESS NOTED OTHERWISE.

4. ANY DISCREPANCIES IN THE DRAWING SHALL BE BROUGHT TO THE NOTICE OF THE ARCHITECT BEFORE EXECUTION. ALL DIMENSIONS TO BE VERIFIED ON SITE AND APPROVED BY THE ARCHITECT/PROJECT MANAGER.

5. DRAWING SHOULD BE READ IN CONJUNCTION WITH OTHER RELEVANT ARCHITECTURAL, STRUCTURAL, MECHANICAL AND ELECTRICAL DRAWINGS AND ALL RELEVANT SECTIONS OF THE SPECIFICATIONS.

LEGEND / SYMBOLS

1.LEVLES IN PLANS/ELEVATIONS/SECTIONS

+ FFL / + SSL — FINISHED FLOOR LEVEL / STRUCTURAL SLAB LEVEL

+ FGL — FORMATION GROUND LEVEL

2.DOORS

D01 / A/0 — DOOR TYPES / DRAWING NUMBERS

3.SECTIONS

S1 / 00 — SECTION NUMBERS / DRAWING NUMBERS

4.ELEVATIONS

E1 / 00 — ELEVATION NUMBERS / DRAWING NUMBERS

KEY PLAN

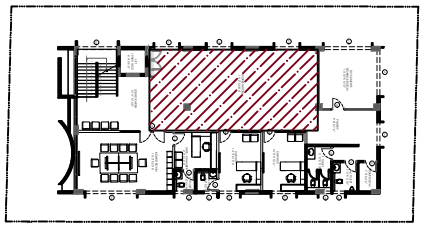

SCALE	Not To Scale	SHEET SIZE	A1
DATE	28 JULY 2026		
DRAWN	MUKUND GOPI	N	
CHECKED	MUKUND GOPI		
SIGNATURE	-		

PROJECT:
PROPOSED COMMERCIAL DEVELOPMENT FOR KSSFCL
at Vishveshwar Nagar, Mysuru - 570008

CLIENT:
KARNATAKA STATE SOUHARDA FEDERAL CO-OPERATIVE LTD.
Margosa Road,Malleshwaram, Bengaluru - 560003

FOR TENDER

DRAWING TITLE	WORKSTATION
FIRST FLOOR - WORKSTATION WOODEN PARTITION W/ DUCO	REV NO R1
DRAWING NUMBER	KS IN/WS/FF/05

ARCHITECTS

MYRIAD GEOMETRIES ARCHITECTURE

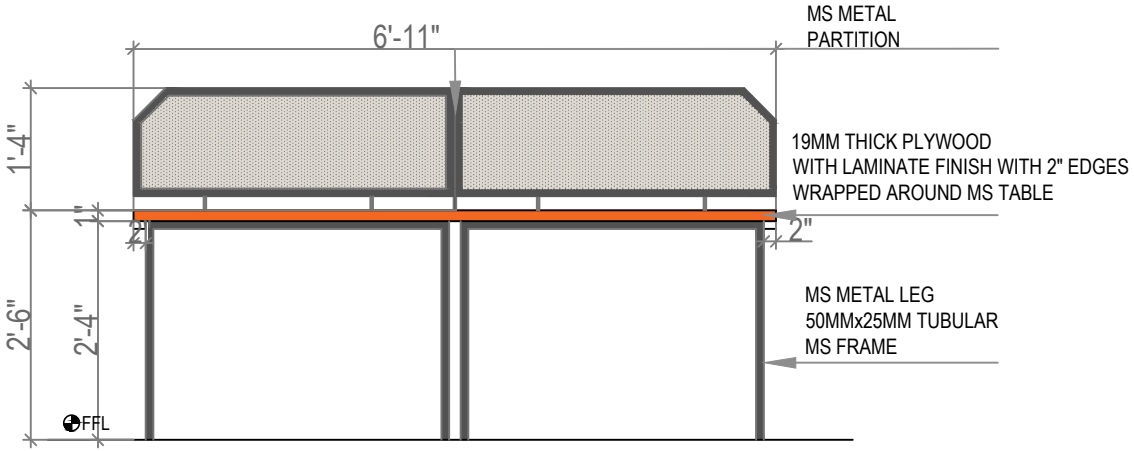

4.2.1 - 4.2.6 COMPUTER TABLE - ELEVATION

FIRST FLOOR - WORKSTATION

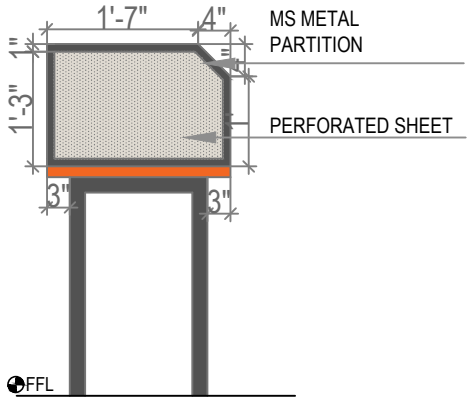

4.2.1 - 4.2.6 COMPUTER TABLE - SIDE VIEW

FIRST FLOOR - WORKSTATION

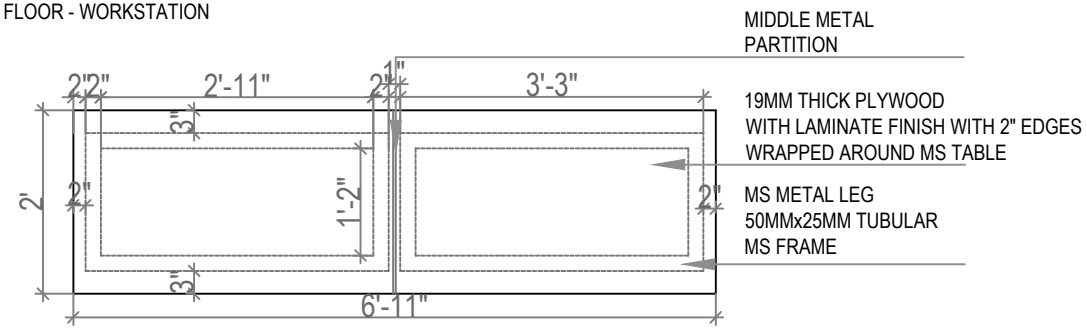

4.2.1 - 4.2.6 COMPUTER TABLE - PLAN

FIRST FLOOR - WORKSTATION

NOTE:

1. THE DESIGN & DRAWING IS THE PROPERTY & COPYRIGHT OF M/s. MYRIAD GEOMETRIES/MG10 ARCHITECTURE. REPRODUCTION AND USE OF THE DESIGN, IN WHOLE OR IN PART, IS FORBIDDEN WITHOUT THE ARCHITECT'S WRITTEN CONSENT.

2. DRAWING IS NOT TO BE SCALED.

3. ALL DIMENSIONS ARE IN FEET AND INCHES AND LEVELS IN METERS UNLESS NOTED OTHERWISE.

4. ANY DISCREPANCIES IN THE DRAWING SHALL BE BROUGHT TO THE NOTICE OF THE ARCHITECT BEFORE EXECUTION. ALL DIMENSIONS TO BE VERIFIED ON SITE AND APPROVED BY THE ARCHITECT/PROJECT MANAGER.

5. DRAWING SHOULD BE READ IN CONJUNCTION WITH OTHER RELEVANT ARCHITECTURAL, STRUCTURAL, MECHANICAL AND ELECTRICAL DRAWINGS AND ALL RELEVANT SECTIONS OF THE SPECIFICATIONS.

LEGEND / SYMBOLS

1.LEVLES IN PLANS/ELEVATIONS/SECTIONS

FFL / SSL — FINISHED FLOOR LEVEL / STRUCTURAL SLAB LEVEL

FGL — FORMATION GROUND LEVEL

2.DOORS

D01 / A/0 — DOOR TYPES / DRAWING NUMBERS

3.SECTIONS

S1 — SECTION NUMBERS / DRAWING NUMBERS

4.ELEVATIONS

E1 — ELEVATION NUMBERS / DRAWING NUMBERS

KEY PLAN

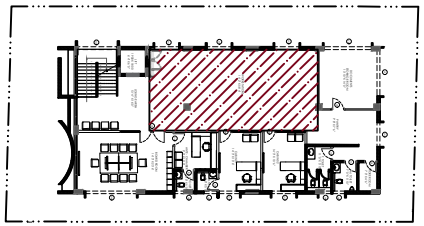

SCALE	Not To Scale	SHEET SIZE	A1
DATE	28 JULY 2026		
DRAWN	MUKUND GOPI	N	
CHECKED	MUKUND GOPI		
SIGNATURE	-		

PROJECT:
PROPOSED COMMERCIAL DEVELOPMENT FOR KSSFCL
at Vishveshwar Nagar, Mysuru - 570008

CLIENT:
KARNATAKA STATE SOUHARDA FEDERAL CO-OPERATIVE LTD.
Margosa Road,Malleshwaram, Bengaluru - 560003

FOR TENDER

DRAWING TITLE	WORKSTATION	
FIRST FLOOR - WORKSTATION COMPUTER TABLE		REV NO R1
DRAWING NUMBER	KS	IN/WS/FF/02

ARCHITECTS

MYRIAD GEOMETRIES ARCHITECTS

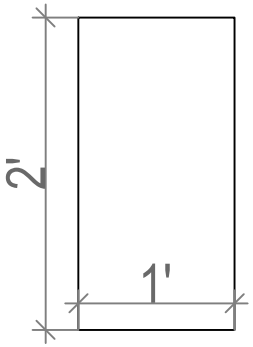

4.3.1 - 4.3.18 MOVABLE VERTICAL STORAGE - PLAN
FIRST FLOOR - WORKSTATION

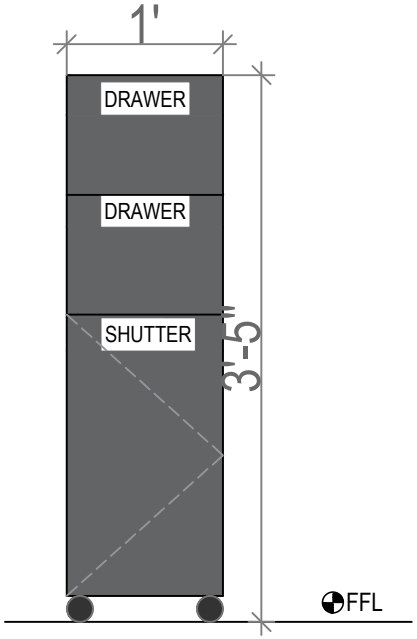

4.3.1 - 4.3.18 MOVABLE VERTICAL STORAGE - FRONT VIEW
FIRST FLOOR - WORKSTATION

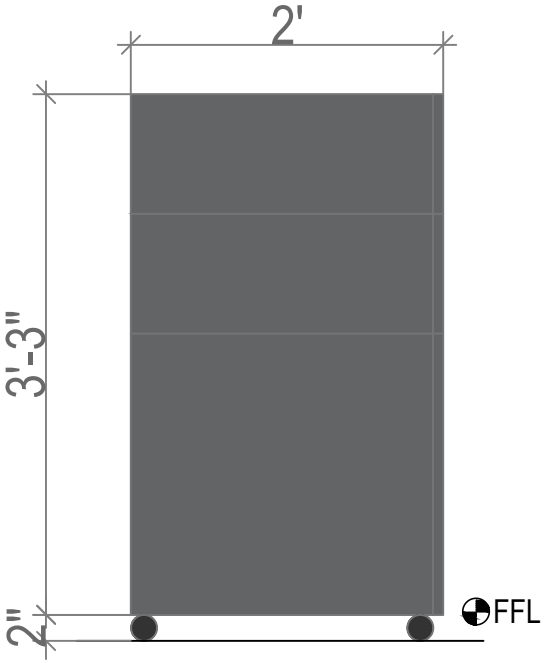

4.3.1 - 4.3.18 MOVABLE VERTICAL STORAGE - SIDE VIEW
FIRST FLOOR - WORKSTATION

NOTE:

1. THE DESIGN & DRAWING IS THE PROPERTY & COPYRIGHT OF M/s. MYRIAD GEOMETRIES/MG10 ARCHITECTURE. REPRODUCTION AND USE OF THE DESIGN, IN WHOLE OR IN PART, IS FORBIDDEN WITHOUT THE ARCHITECT'S WRITTEN CONSENT.

2. DRAWING IS NOT TO BE SCALED.

3. ALL DIMENSIONS ARE IN FEET AND INCHES AND LEVELS IN METERS UNLESS NOTED OTHERWISE.

4. ANY DISCREPANCIES IN THE DRAWING SHALL BE BROUGHT TO THE NOTICE OF THE ARCHITECT BEFORE EXECUTION. ALL DIMENSIONS TO BE VERIFIED ON SITE AND APPROVED BY THE ARCHITECT/PROJECT MANAGER.

5. DRAWING SHOULD BE READ IN CONJUNCTION WITH OTHER RELEVANT ARCHITECTURAL, STRUCTURAL, MECHANICAL AND ELECTRICAL DRAWINGS AND ALL RELEVANT SECTIONS OF THE SPECIFICATIONS.

LEGEND / SYMBOLS

1.LEVLES IN PLANS/ELEVATIONS/SECTIONS

+ FFL / + SSL — FINISHED FLOOR LEVEL / STRUCTURAL SLAB LEVEL

+ FGL — FORMATION GROUND LEVEL

2.DOORS

D01 / A/G — DOOR TYPES / DRAWING NUMBERS

3.SECTIONS

S1 / A/G — SECTION NUMBERS / DRAWING NUMBERS

4.ELEVATIONS

E1 / A/G — ELEVATION NUMBERS / DRAWING NUMBERS

KEY PLAN

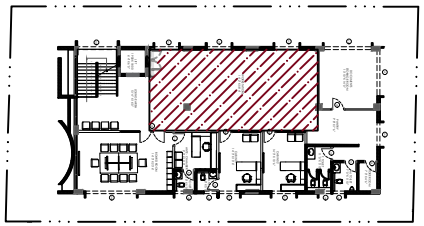

SCALE	Not To Scale	SHEET SIZE	A1
DATE	28 JULY 2026		
DRAWN	MUKUND GOPI	N	
CHECKED	MUKUND GOPI		
SIGNATURE	-		

PROJECT:
PROPOSED COMMERCIAL DEVELOPMENT FOR KSSFCL
at Vishveshwar Nagar, Mysuru - 570008

CLIENT:
KARNATAKA STATE SOUHARDA FEDERAL CO-OPERATIVE LTD.
Margosa Road,Malleshwaram, Bengaluru - 560003

FOR TENDER

DRAWING TITLE	WORKSTATION	
FIRST FLOOR - WORKSTATION MOVABLE VERTICAL STORAGE		REV NO R1
DRAWING NUMBER	KS	IN/WS/FF/03

ARCHITECTS

MYRIAD GEOMETRIES ARCHITECTS

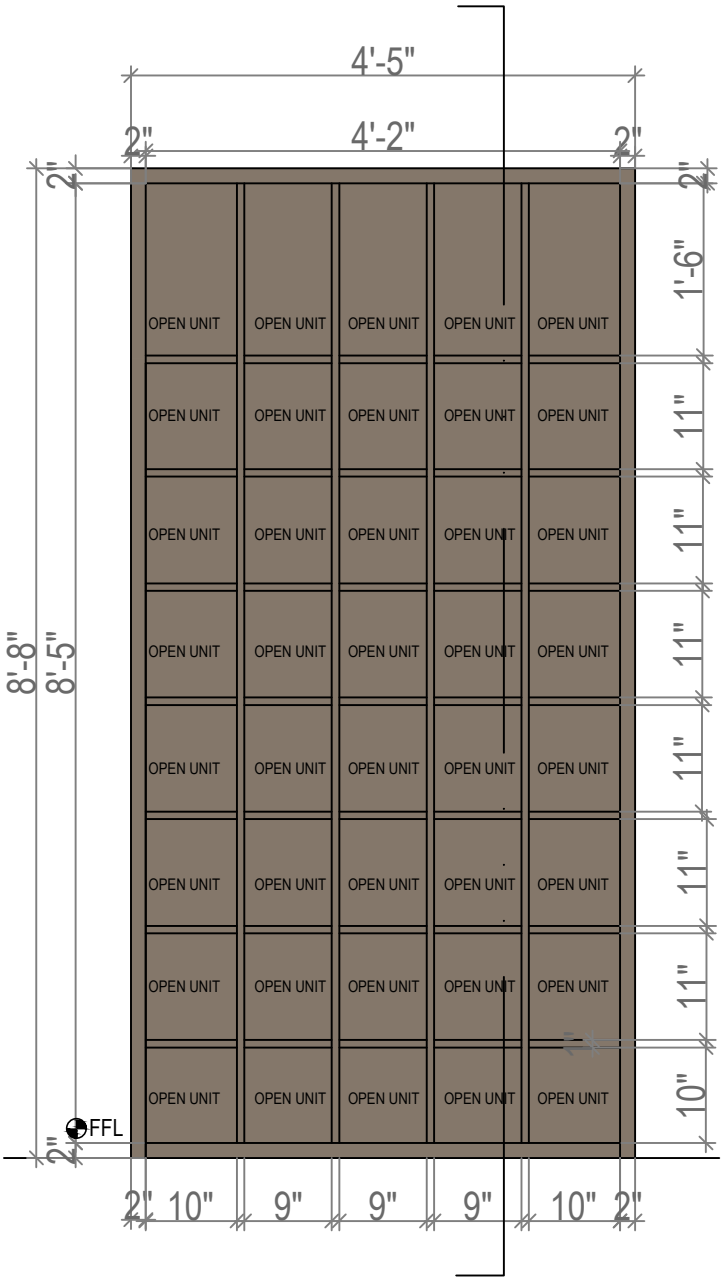

4.5 OPEN STORAGE UNIT - FRONT VIEW

FIRST FLOOR - WORKSTATION

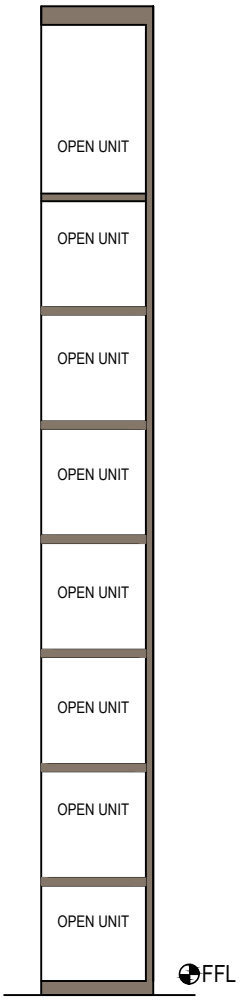

4.5 OPEN STORAGE UNIT - SECTION AA'

FIRST FLOOR - WORKSTATION

NOTE:

1. THE DESIGN & DRAWING IS THE PROPERTY & COPYRIGHT OF M/s. MYRIAD GEOMETRIES/MG10 ARCHITECTURE. REPRODUCTION AND USE OF THE DESIGN, IN WHOLE OR IN PART, IS FORBIDDEN WITHOUT THE ARCHITECT'S WRITTEN CONSENT.

2. DRAWING IS NOT TO BE SCALED.

3. ALL DIMENSIONS ARE IN FEET AND INCHES AND LEVELS IN METERS UNLESS NOTED OTHERWISE.

4. ANY DISCREPANCIES IN THE DRAWING SHALL BE BROUGHT TO THE NOTICE OF THE ARCHITECT BEFORE EXECUTION. ALL DIMENSIONS TO BE VERIFIED ON SITE AND APPROVED BY THE ARCHITECT/PROJECT MANAGER.

5. DRAWING SHOULD BE READ IN CONJUNCTION WITH OTHER RELEVANT ARCHITECTURAL, STRUCTURAL, MECHANICAL AND ELECTRICAL DRAWINGS AND ALL RELEVANT SECTIONS OF THE SPECIFICATIONS.

LEGEND / SYMBOLS

1.LEVLES IN PLANS/ELEVATIONS/SECTIONS

+ FFL / + SSL — FINISHED FLOOR LEVEL / STRUCTURAL SLAB LEVEL

+ FGL — FORMATION GROUND LEVEL

2.DOORS

DOOR TYPES / DRAWING NUMBERS

3.SECTIONS

SECTION NUMBERS / DRAWING NUMBERS

4.ELEVATIONS

ELEVATION NUMBERS / DRAWING NUMBERS

KEY PLAN

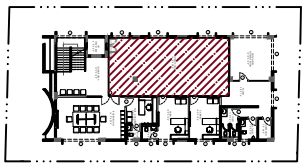

SCALE	Not To Scale	SHEET SIZE	A1
DATE	28 JULY 2026		
DRAWN	MUKUND GOPI	N	
CHECKED	MUKUND GOPI		
SIGNATURE	-		

PROJECT:
PROPOSED COMMERCIAL DEVELOPMENT FOR KSSFCL
at Vishveshwar Nagar, Mysuru - 570008

CLIENT:
KARNATAKA STATE SOUHARDA FEDERAL CO-OPERATIVE LTD.,
Mangone Road,Malleshwaram,
Bengaluru - 560003

FOR TENDER

DRAWING TITLE	WORKSTATION
FIRST FLOOR - WORKSTATION OPEN UNIT STORAGE	REV NO R1
DRAWING NUMBER	KS IN/WS/FF/06

ARCHITECTS

MYRIAD

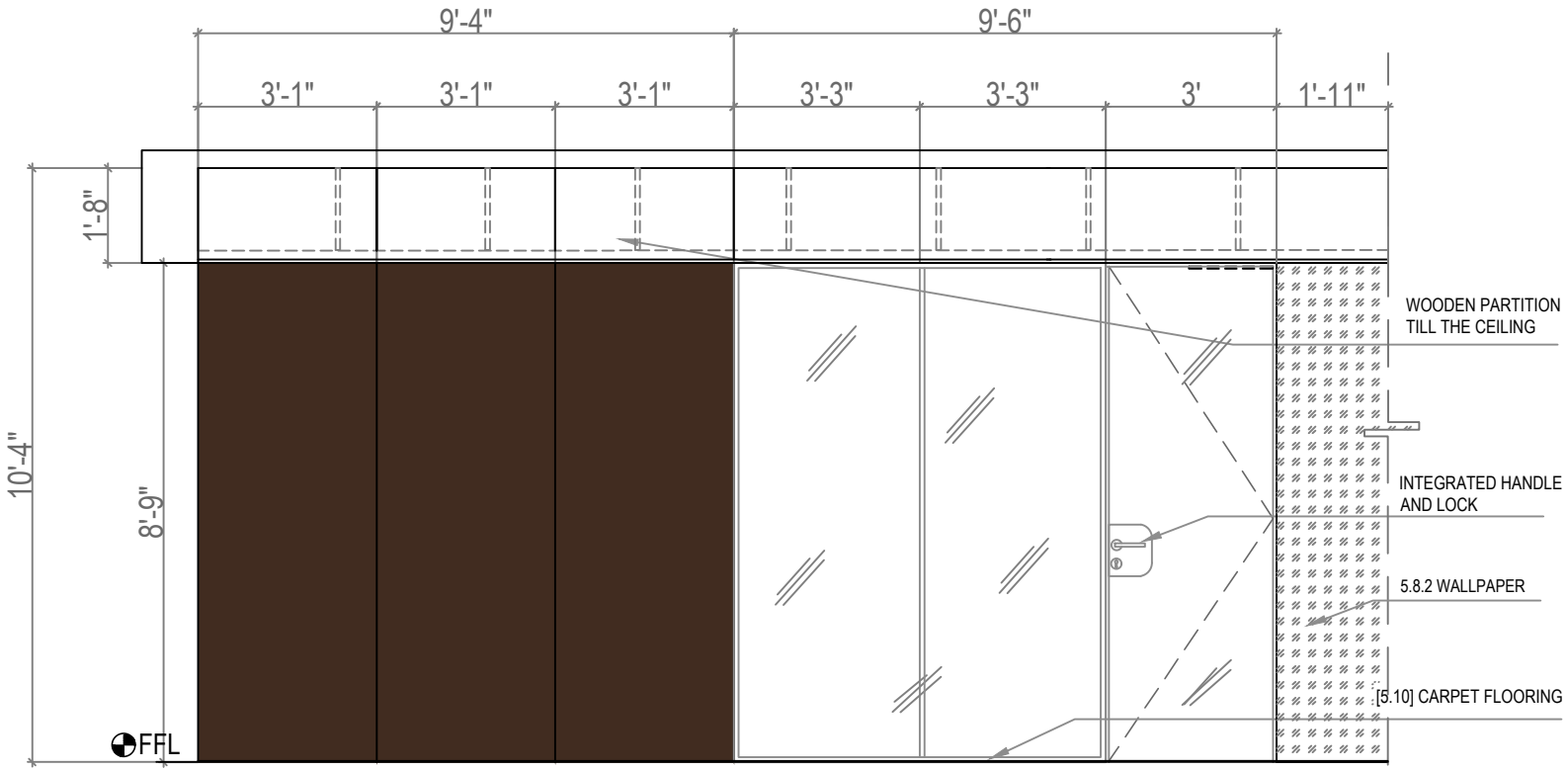

5.2.2 WOODEN PARTITION WITH LAMINATED FINISH
FIRST FLOOR - BOARD ROOM

5.3 ALUMINIUM GLAZED PARTITION
FIRST FLOOR - BOARD ROOM

5.4 ALUMINIUM FRAMED GLASS DOOR
FIRST FLOOR - BOARD ROOM

NOTE:

1. THE DESIGN & DRAWING IS THE PROPERTY & COPYRIGHT OF M/s. MYRIAD GEOMETRIES/MG10 ARCHITECTURE. REPRODUCTION AND USE OF THE DESIGN, IN WHOLE OR IN PART, IS FORBIDDEN WITHOUT THE ARCHITECT'S WRITTEN CONSENT.

2. DRAWING IS NOT TO BE SCALED.

3. ALL DIMENSIONS ARE IN FEET AND INCHES AND LEVELS IN METERS UNLESS NOTED OTHERWISE.

4. ANY DISCREPANCIES IN THE DRAWING SHALL BE BROUGHT TO THE NOTICE OF THE ARCHITECT BEFORE EXECUTION. ALL DIMENSIONS TO BE VERIFIED ON SITE AND APPROVED BY THE ARCHITECT/PROJECT MANAGER.

5. DRAWING SHOULD BE READ IN CONJUNCTION WITH OTHER RELEVANT ARCHITECTURAL, STRUCTURAL, MECHANICAL AND ELECTRICAL DRAWINGS AND ALL RELEVANT SECTIONS OF THE SPECIFICATIONS.

LEGEND / SYMBOLS

1.LEVLES IN PLANS/ELEVATIONS/SECTIONS

+ FFL / + SSL — FINISHED FLOOR LEVEL / STRUCTURAL SLAB LEVEL

+ FGL — FORMATION GROUND LEVEL

2.DOORS

D01 / A/G — DOOR TYPES / DRAWING NUMBERS

3.SECTIONS

S1 / — SECTION NUMBERS / DRAWING NUMBERS

4.ELEVATIONS

E1 / — ELEVATION NUMBERS / DRAWING NUMBERS

KEY PLAN

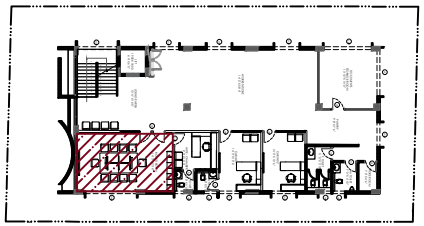

SCALE	Not To Scale	SHEET SIZE	A1
DATE	28 JULY 2026		
DRAWN	MUKUND GOPI	N	
CHECKED	MUKUND GOPI		
SIGNATURE	-		

PROJECT:
PROPOSED COMMERCIAL DEVELOPMENT FOR KSSFCL
at Vishveshwar Nagar, Mysuru - 570008

CLIENT:
KARNATAKA STATE SOUHARDA FEDERAL CO-OPERATIVE LTD.
Margosa Road,Malleshwaram, Bengaluru - 560003

FOR TENDER

DRAWING TITLE	BOARD ROOM	
FIRST FLOOR - BOARD ROOM WALL ELEVATION		REV NO R1
DRAWING NUMBER	KS	IN/BR/FF/03

ARCHITECTS
MYRIAD

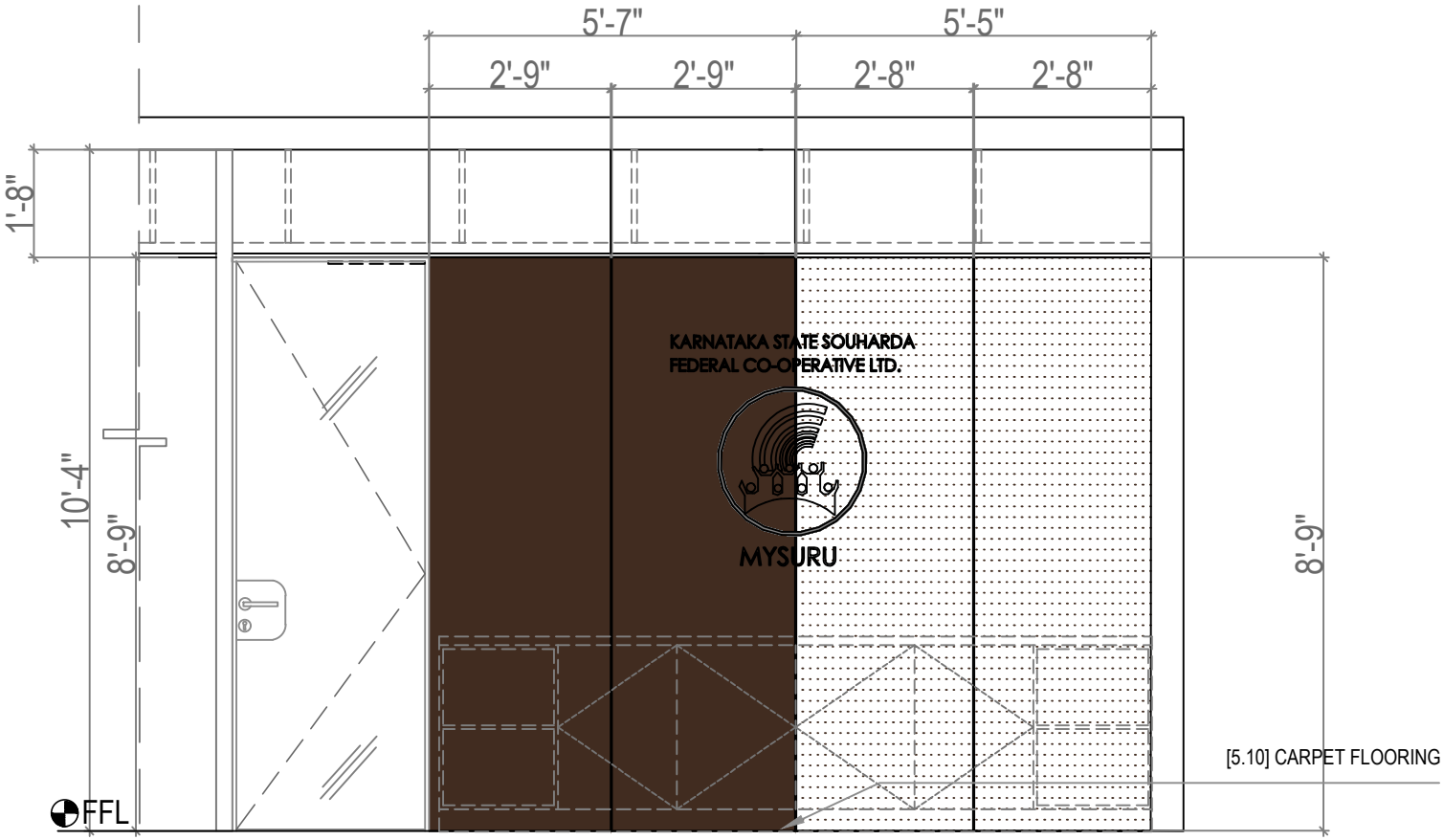

6.9 ALUMINIUM FRAMED GLASS DOOR
FIRST FLOOR - BOARD ROOM

5.2.1 WOODEN PARTITION WITH LAMINATED FINISH
FIRST FLOOR - BOARD ROOM

5.1.1 WOODEN PANEL WITH LAMINATED FINISH
FIRST FLOOR - BOARD ROOM

NOTE:

1. THE DESIGN & DRAWING IS THE PROPERTY & COPYRIGHT OF M/s. MYRIAD GEOMETRIES/MG10 ARCHITECTURE. REPRODUCTION AND USE OF THE DESIGN, IN WHOLE OR IN PART, IS FORBIDDEN WITHOUT THE ARCHITECT'S WRITTEN CONSENT.

2. DRAWING IS NOT TO BE SCALED.

3. ALL DIMENSIONS ARE IN FEET AND INCHES AND LEVELS IN METERS UNLESS NOTED OTHERWISE.

4. ANY DISCREPANCIES IN THE DRAWING SHALL BE BROUGHT TO THE NOTICE OF THE ARCHITECT BEFORE EXECUTION. ALL DIMENSIONS TO BE VERIFIED ON SITE AND APPROVED BY THE ARCHITECT/PROJECT MANAGER.

5. DRAWING SHOULD BE READ IN CONJUNCTION WITH OTHER RELEVANT ARCHITECTURAL, STRUCTURAL, MECHANICAL AND ELECTRICAL DRAWINGS AND ALL RELEVANT SECTIONS OF THE SPECIFICATIONS.

LEGEND / SYMBOLS

1.LEVLES IN PLANS/ELEVATIONS/SECTIONS

+ FFL / + SSL — FINISHED FLOOR LEVEL / STRUCTURAL SLAB LEVEL

+ FGL — FORMATION GROUND LEVEL

2.DOORS

D01 / A/0 — DOOR TYPES / DRAWING NUMBERS

3.SECTIONS

S1 / 01 — SECTION NUMBERS / DRAWING NUMBERS

4.ELEVATIONS

E1 / 01 — ELEVATION NUMBERS / DRAWING NUMBERS

KEY PLAN

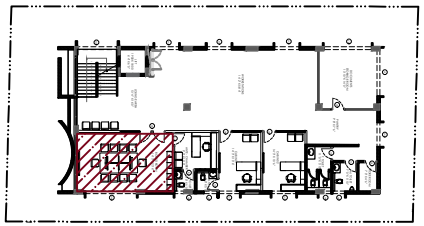

SCALE	Not To Scale	SHEET SIZE	A1
DATE	28 JULY 2026		
DRAWN	MUKUND GOPI	N	
CHECKED	MUKUND GOPI		
SIGNATURE	-		

PROJECT:
PROPOSED COMMERCIAL DEVELOPMENT FOR KSSFCL
at Vishveshwar Nagar, Mysuru - 570008

CLIENT:
KARNATAKA STATE SOUHARDA FEDERAL CO-OPERATIVE LTD.
Margosa Road,Malleshwaram, Bengaluru - 560003

FOR TENDER

DRAWING TITLE	BOARD ROOM
FIRST FLOOR - BOARD ROOM WALL ELEVATION	REV NO R1
DRAWING NUMBER	KS IN/BR/FF/06

ARCHITECTS
MYRIAD

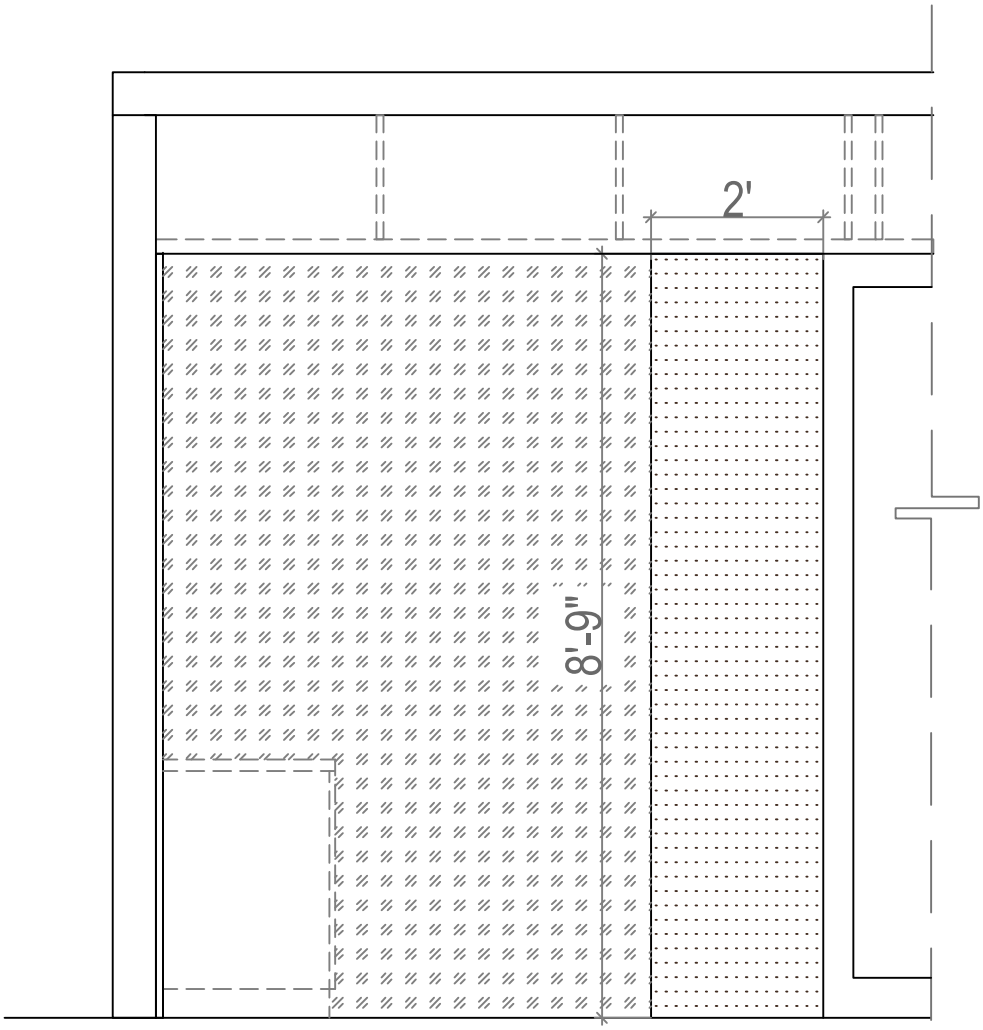

5.8.1 WALLPAPER
FIRST FLOOR - BOARD ROOM

5.1.2 WOODEN LAMINATE PANELLING
FIRST FLOOR - BOARD ROOM

NOTE:

1. THE DESIGN & DRAWING IS THE PROPERTY & COPYRIGHT OF M/s. MYRIAD GEOMETRIES/MG10 ARCHITECTURE. REPRODUCTION AND USE OF THE DESIGN, IN WHOLE OR IN PART, IS FORBIDDEN WITHOUT THE ARCHITECT'S WRITTEN CONSENT.

2. DRAWING IS NOT TO BE SCALED.

3. ALL DIMENSIONS ARE IN FEET AND INCHES AND LEVELS IN METERS UNLESS NOTED OTHERWISE.

4. ANY DISCREPANCIES IN THE DRAWING SHALL BE BROUGHT TO THE NOTICE OF THE ARCHITECT BEFORE EXECUTION. ALL DIMENSIONS TO BE VERIFIED ON SITE AND APPROVED BY THE ARCHITECT/PROJECT MANAGER.

5. DRAWING SHOULD BE READ IN CONJUNCTION WITH OTHER RELEVANT ARCHITECTURAL, STRUCTURAL, MECHANICAL AND ELECTRICAL DRAWINGS AND ALL RELEVANT SECTIONS OF THE SPECIFICATIONS.

LEGEND / SYMBOLS

1.LEVELS IN PLANS/ELEVATIONS/SECTIONS
+ FFL / + SSL — FINISHED FLOOR LEVEL / STRUCTURAL SLAB LEVEL
+ FGL — FORMATION GROUND LEVEL

2.DOORS
DOOR TYPES / DRAWING NUMBERS

3.SECTIONS
SECTION NUMBERS / DRAWING NUMBERS

4.ELEVATIONS
ELEVATION NUMBERS / DRAWING NUMBERS

KEY PLAN

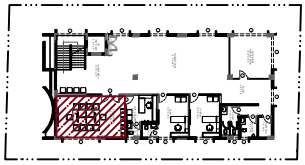

SCALE	Not To Scale	SHEET SIZE	A1
DATE	28 JULY 2026		
DRAWN	MUKUND GOPI		
CHECKED	MUKUND GOPI		
SIGNATURE			

PROJECT:
PROPOSED COMMERCIAL DEVELOPMENT FOR KSSFCL
at Vishveshwar Nagar, Mysuru - 570008

CLIENT:
KARNATAKA STATE SOUHARDA FEDERAL CO-OPERATIVE LTD.
Margosa Road,Malleshwaram, Bengaluru - 560003

DRAWING TITLE: BOARD ROOM
FIRST FLOOR - BOARD ROOM
SECTIONAL ELEVATION 03
REV NO: R1
DRAWING NUMBER: KS IN/BR/FF/01

FOR TENDER

ARCHITECTS
MYRIAD

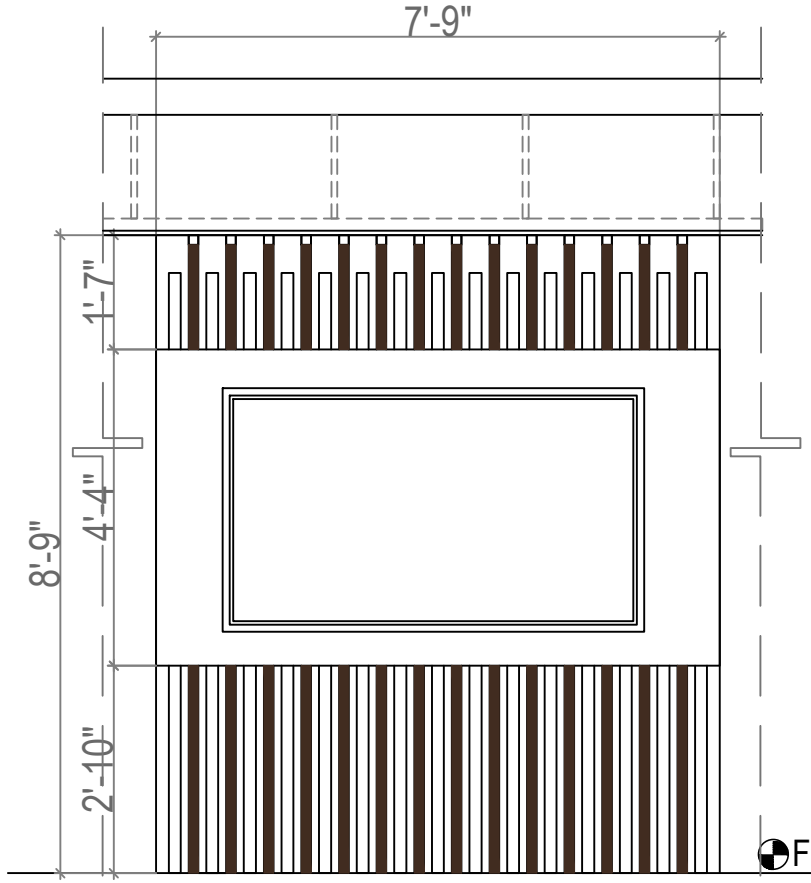

5.7.1 WOODEN STRUTS TV PANEL

FIRST FLOOR - BOARD ROOM

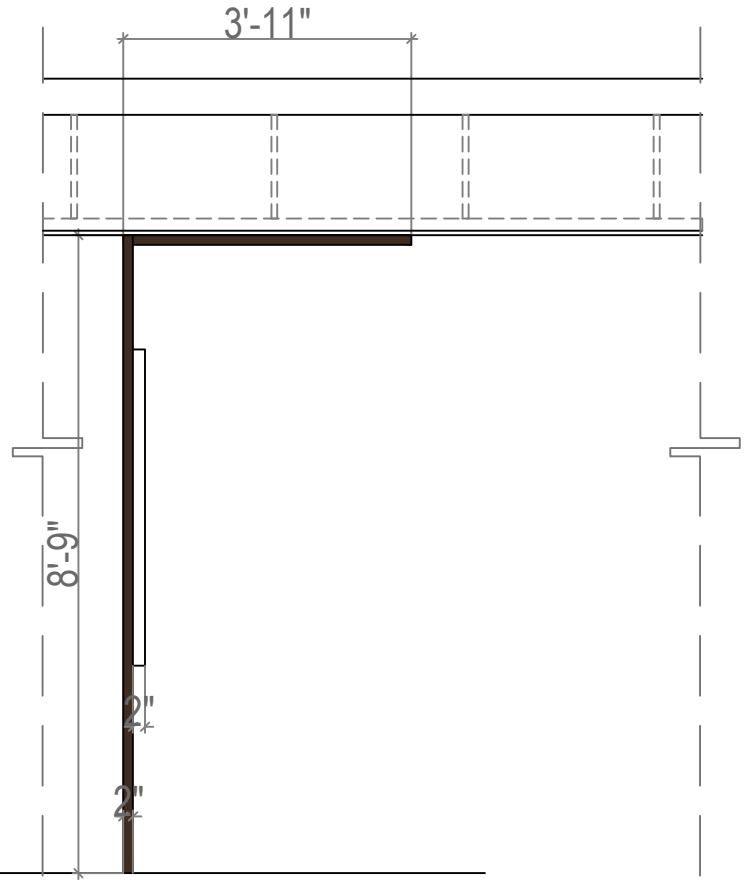

5.7.2 WOODEN STRUTS TV PANEL

FIRST FLOOR - BOARD ROOM

NOTE:

1. THE DESIGN & DRAWING IS THE PROPERTY & COPYRIGHT OF M/s. MYRIAD GEOMETRIES/MG10 ARCHITECTURE. REPRODUCTION AND USE OF THE DESIGN, IN WHOLE OR IN PART, IS FORBIDDEN WITHOUT THE ARCHITECT'S WRITTEN CONSENT.

2. DRAWING IS NOT TO BE SCALED.

3. ALL DIMENSIONS ARE IN FEET AND INCHES AND LEVELS IN METERS UNLESS NOTED OTHERWISE.

4. ANY DISCREPANCIES IN THE DRAWING SHALL BE BROUGHT TO THE NOTICE OF THE ARCHITECT BEFORE EXECUTION. ALL DIMENSIONS TO BE VERIFIED ON SITE AND APPROVED BY THE ARCHITECT/PROJECT MANAGER.

5. DRAWING SHOULD BE READ IN CONJUNCTION WITH OTHER RELEVANT ARCHITECTURAL, STRUCTURAL, MECHANICAL AND ELECTRICAL DRAWINGS AND ALL RELEVANT SECTIONS OF THE SPECIFICATIONS.

LEGEND / SYMBOLS

1.LEVLES IN PLANS/ELEVATIONS/SECTIONS

+ FFL / + SSL — FINISHED FLOOR LEVEL / STRUCTURAL SLAB LEVEL

+ FGL — FORMATION GROUND LEVEL

2.DOORS

D01 / A/D — DOOR TYPES / DRAWING NUMBERS

3.SECTIONS

S1 — SECTION NUMBERS / DRAWING NUMBERS

4.ELEVATIONS

E1 — ELEVATION NUMBERS / DRAWING NUMBERS

KEY PLAN

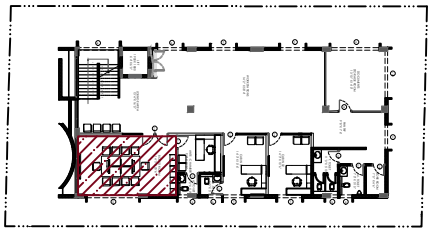

SCALE	Not To Scale	SHEET SIZE	A1
DATE	28 JULY 2026		
DRAWN	MUKUND GOPI	N	
CHECKED	MUKUND GOPI		
SIGNATURE	-		

PROJECT:
PROPOSED COMMERCIAL DEVELOPMENT FOR KSSFCL
at Vishveshwar Nagar, Mysuru - 570008

CLIENT:
KARNATAKA STATE SOUHARDA FEDERAL CO-OPERATIVE LTD.
Margosa Road,Malleshwaram, Bengaluru - 560003

FOR TENDER

DRAWING TITLE	BOARD ROOM	
FIRST FLOOR - BOARD ROOM TV PANEL		REV NO R1
DRAWING NUMBER	KS	IN/BR/FF/02

MYRIAD ARCHITECTS

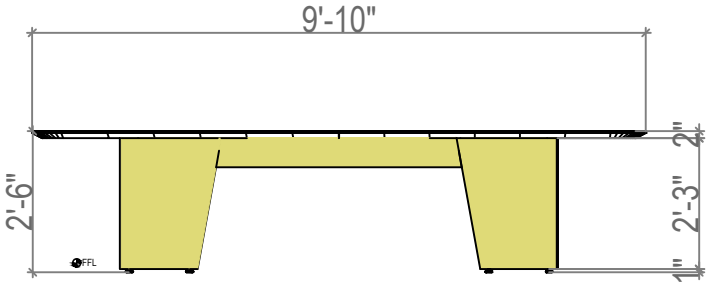

5.6 MEETING TABLE - FRONT VIEW
FIRST FLOOR - BOARD ROOM

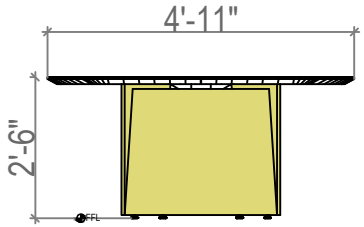

5.6 MEETING TABLE - SIDE VIEW
FIRST FLOOR - BOARD ROOM

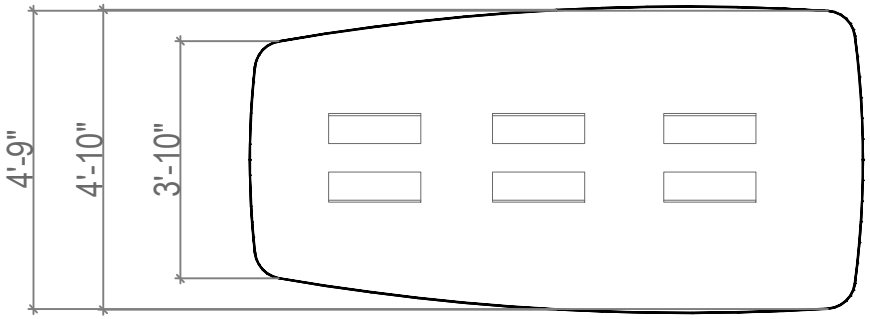

5.6 MEETING TABLE - PLAN
FIRST FLOOR - BOARD ROOM

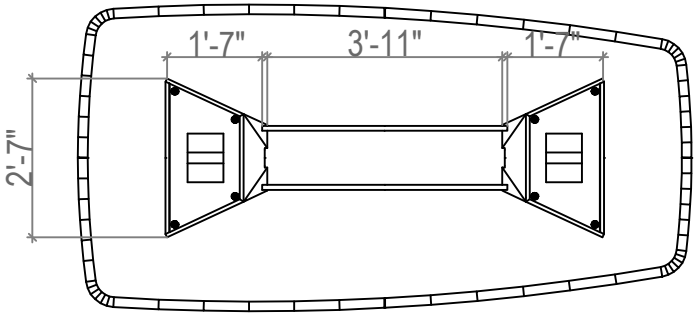

5.6 MEETING TABLE - BOTTOM VIEW
FIRST FLOOR - BOARD ROOM

NOTE:

1. THE DESIGN & DRAWING IS THE PROPERTY & COPYRIGHT OF M/s. MYRIAD GEOMETRIES/MG10 ARCHITECTURE. REPRODUCTION AND USE OF THE DESIGN, IN WHOLE OR IN PART, IS FORBIDDEN WITHOUT THE ARCHITECT'S WRITTEN CONSENT.

2. DRAWING IS NOT TO BE SCALED.

3. ALL DIMENSIONS ARE IN FEET AND INCHES AND LEVELS IN METERS UNLESS NOTED OTHERWISE.

4. ANY DISCREPANCIES IN THE DRAWING SHALL BE BROUGHT TO THE NOTICE OF THE ARCHITECT BEFORE EXECUTION. ALL DIMENSIONS TO BE VERIFIED ON SITE AND APPROVED BY THE ARCHITECT/PROJECT MANAGER.

5. DRAWING SHOULD BE READ IN CONJUNCTION WITH OTHER RELEVANT ARCHITECTURAL, STRUCTURAL, MECHANICAL AND ELECTRICAL DRAWINGS AND ALL RELEVANT SECTIONS OF THE SPECIFICATIONS.

LEGEND / SYMBOLS

1.LEVLES IN PLANS/ELEVATIONS/SECTIONS

FFL / SSL — FINISHED FLOOR LEVEL / STRUCTURAL SLAB LEVEL

FGL — FORMATION GROUND LEVEL

2.DOORS

D01 / A/0 — DOOR TYPES / DRAWING NUMBERS

3.SECTIONS

S1 / 01 — SECTION NUMBERS / DRAWING NUMBERS

4.ELEVATIONS

E1 / 01 — ELEVATION NUMBERS / DRAWING NUMBERS

KEY PLAN

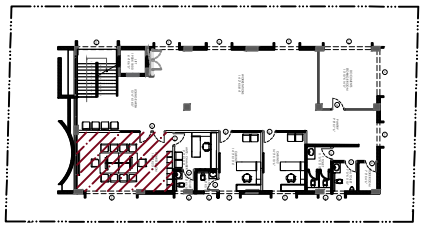

SCALE	Not To Scale	SHEET SIZE	A1
DATE	28 JULY 2026		
DRAWN	MUKUND GOPI	N	
CHECKED	MUKUND GOPI		
SIGNATURE	-		

PROJECT:
PROPOSED COMMERCIAL DEVELOPMENT FOR KSSFCL
at Vishveshwar Nagar, Mysuru - 570008

CLIENT:
KARNATAKA STATE SOUHARDA FEDERAL CO-OPERATIVE LTD.
Margosa Road,Malleshwaram, Bengaluru - 560003

FOR TENDER

DRAWING TITLE	BOARD ROOM	
FIRST FLOOR - BOARD ROOM MEETING TABLE		REV NO R1
DRAWING NUMBER	KS	IN/BR/FF/04

ARCHITECTS
MYRIAD GEOMETRIES ARCHITECTURE

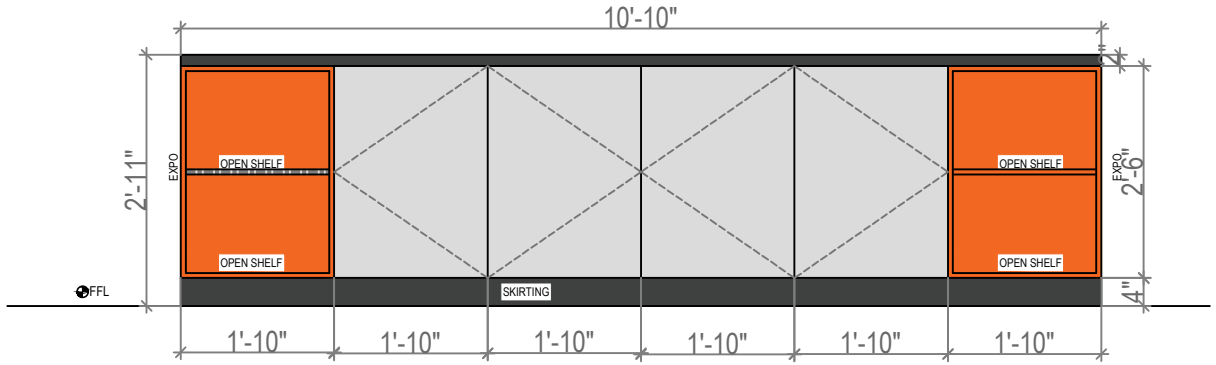

5.5 COUNTER STORAGE - FRONT VIEW

FIRST FLOOR - BOARD ROOM

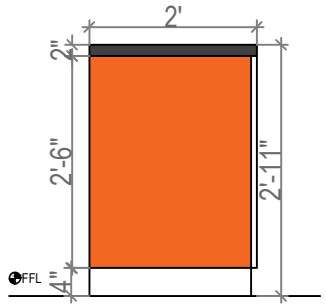

5.5 COUNTER STORAGE - SIDE VIEW

FIRST FLOOR - BOARD ROOM

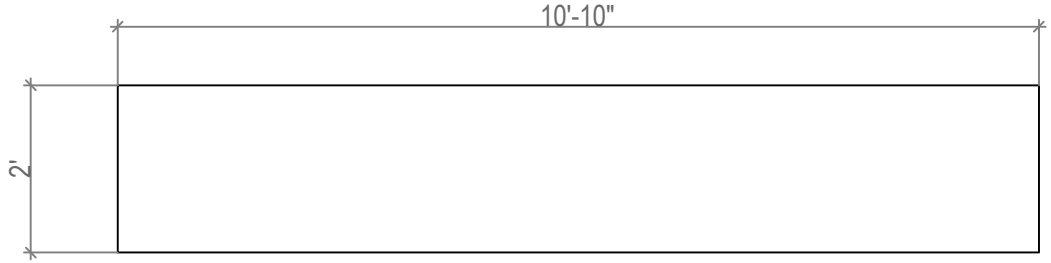

5.5 COUNTER STORAGE - PLAN

FIRST FLOOR - BOARD ROOM

NOTE:

1. THE DESIGN & DRAWING IS THE PROPERTY & COPYRIGHT OF M/s. MYRIAD GEOMETRIES/MG10 ARCHITECTURE. REPRODUCTION AND USE OF THE DESIGN, IN WHOLE OR IN PART, IS FORBIDDEN WITHOUT THE ARCHITECT'S WRITTEN CONSENT.

2. DRAWING IS NOT TO BE SCALED.

3. ALL DIMENSIONS ARE IN FEET AND INCHES AND LEVELS IN METERS UNLESS NOTED OTHERWISE.

4. ANY DISCREPANCIES IN THE DRAWING SHALL BE BROUGHT TO THE NOTICE OF THE ARCHITECT BEFORE EXECUTION. ALL DIMENSIONS TO BE VERIFIED ON SITE AND APPROVED BY THE ARCHITECT/PROJECT MANAGER.

5. DRAWING SHOULD BE READ IN CONJUNCTION WITH OTHER RELEVANT ARCHITECTURAL, STRUCTURAL, MECHANICAL AND ELECTRICAL DRAWINGS AND ALL RELEVANT SECTIONS OF THE SPECIFICATIONS.

LEGEND / SYMBOLS

1.LEVLES IN PLANS/ELEVATIONS/SECTIONS

+ FFL / + SSL — FINISHED FLOOR LEVEL / STRUCTURAL SLAB LEVEL

+ FGL — FORMATION GROUND LEVEL

2.DOORS

D01 / A/0 — DOOR TYPES / DRAWING NUMBERS

3.SECTIONS

S1 / 01 — SECTION NUMBERS / DRAWING NUMBERS

4.ELEVATIONS

E1 / 01 — ELEVATION NUMBERS / DRAWING NUMBERS

KEY PLAN

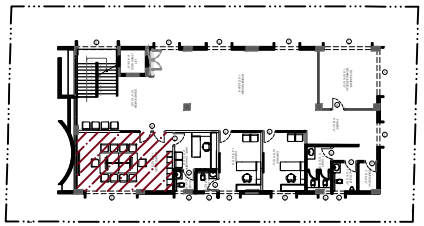

SCALE	Not To Scale	SHEET SIZE	A1
DATE	28 JULY 2026		
DRAWN	MUKUND GOPI	N	
CHECKED	MUKUND GOPI		
SIGNATURE	-		

PROJECT:

PROPOSED COMMERCIAL DEVELOPMENT FOR KSSFCL
at Vishveshwar Nagar, Mysuru - 570008

CLIENT:

KARNATAKA STATE SOUHARDA FEDERAL CO-OPERATIVE LTD.
Margosa Road,Malleshwaram,
Bengaluru - 560003

FOR TENDER

DRAWING TITLE	BOARD ROOM	
FIRST FLOOR - BOARD ROOM COUNTER STORAGE		REV NO R1
DRAWING NUMBER	KS	IN/BR/FF/05

ARCHITECTS

MYRIAD

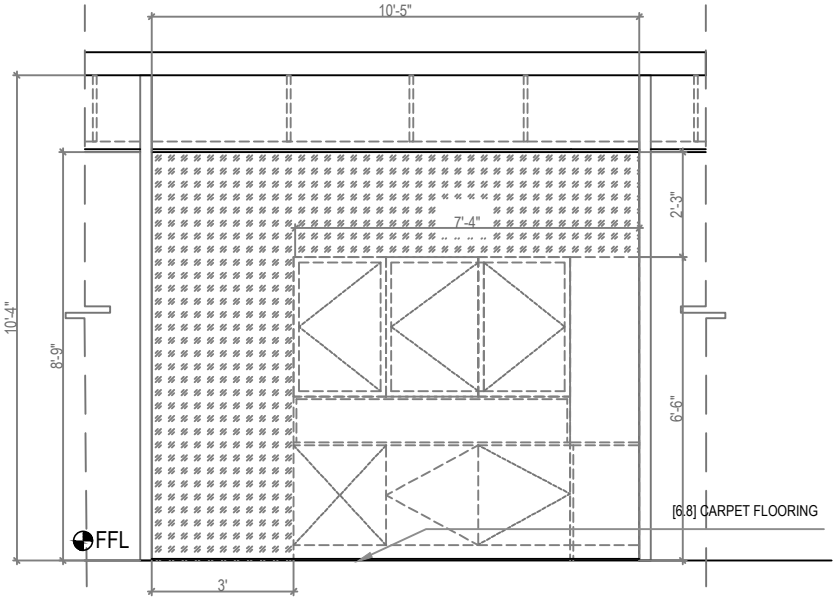

6.6.3 WALLPAPER
FIRST FLOOR - ANTE CHAMBER

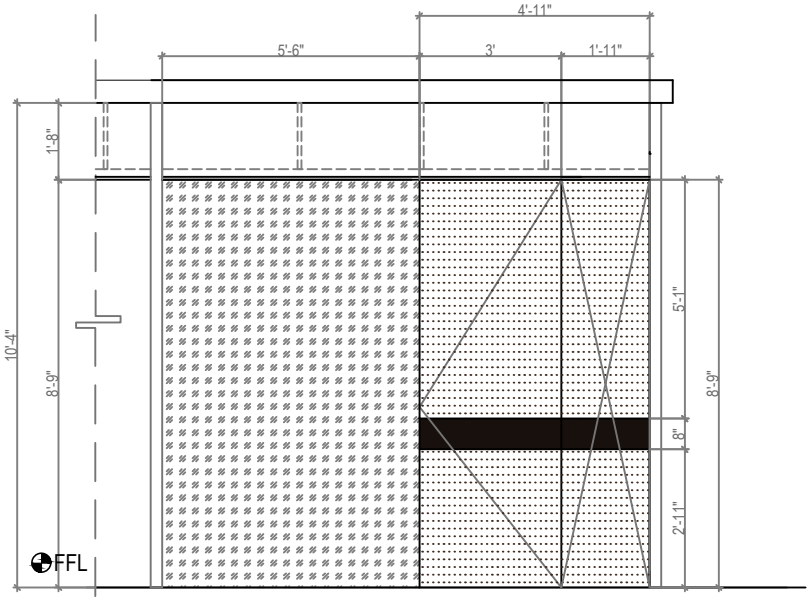

6.6.2 WALLPAPER
FIRST FLOOR - ANTE CHAMBER

6.5 CONCEALED PANEL DOOR WITH FITTINGS
FIRST FLOOR - ANTE CHAMBER

NOTE:

1. THE DESIGN & DRAWING IS THE PROPERTY & COPYRIGHT OF M/s. MYRIAD GEOMETRIES/MG10 ARCHITECTURE. REPRODUCTION AND USE OF THE DESIGN, IN WHOLE OR IN PART, IS FORBIDDEN WITHOUT THE ARCHITECT'S WRITTEN CONSENT.

2. DRAWING IS NOT TO BE SCALED.

3. ALL DIMENSIONS ARE IN FEET AND INCHES AND LEVELS IN METERS UNLESS NOTED OTHERWISE.

4. ANY DISCREPANCIES IN THE DRAWING SHALL BE BROUGHT TO THE NOTICE OF THE ARCHITECT BEFORE EXECUTION. ALL DIMENSIONS TO BE VERIFIED ON SITE AND APPROVED BY THE ARCHITECT/PROJECT MANAGER.

5. DRAWING SHOULD BE READ IN CONJUNCTION WITH OTHER RELEVANT ARCHITECTURAL, STRUCTURAL, MECHANICAL AND ELECTRICAL DRAWINGS AND ALL RELEVANT SECTIONS OF THE SPECIFICATIONS.

LEGEND / SYMBOLS

1.LEVLES IN PLANS/ELEVATIONS/SECTIONS

+ FFL / + SSL — FINISHED FLOOR LEVEL / STRUCTURAL SLAB LEVEL

+ FGL — FORMATION GROUND LEVEL

2.DOORS

D01 / A/0 — DOOR TYPES / DRAWING NUMBERS

3.SECTIONS

S1 / 01 — SECTION NUMBERS / DRAWING NUMBERS

4.ELEVATIONS

E1 / 01 — ELEVATION NUMBERS / DRAWING NUMBERS

KEY PLAN

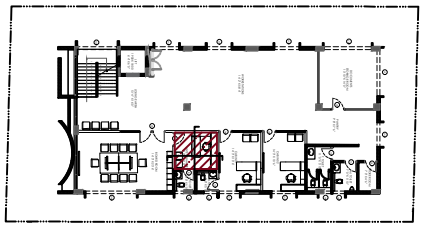

SCALE	Not To Scale	SHEET SIZE	A1
DATE	28 JULY 2026		
DRAWN	MUKUND GOPI	N	
CHECKED	MUKUND GOPI		
SIGNATURE	-		

PROJECT:
PROPOSED COMMERCIAL DEVELOPMENT FOR KSSFCL
at Vishveshwar Nagar, Mysuru - 570008

CLIENT:
KARNATAKA STATE SOUHARDA FEDERAL CO-OPERATIVE LTD.
Margosa Road,Malleshwaram, Bengaluru - 560003

FOR TENDER

DRAWING TITLE	ANTE CHAMBER	
FIRST FLOOR - ANTE CHAMBER SECTIONAL ELEVATIONS - 1		REV NO R1
DRAWING NUMBER	KS	IN/AC/FF/01

ARCHITECTS
MYRIAD GEOMETRIES ARCHITECTS

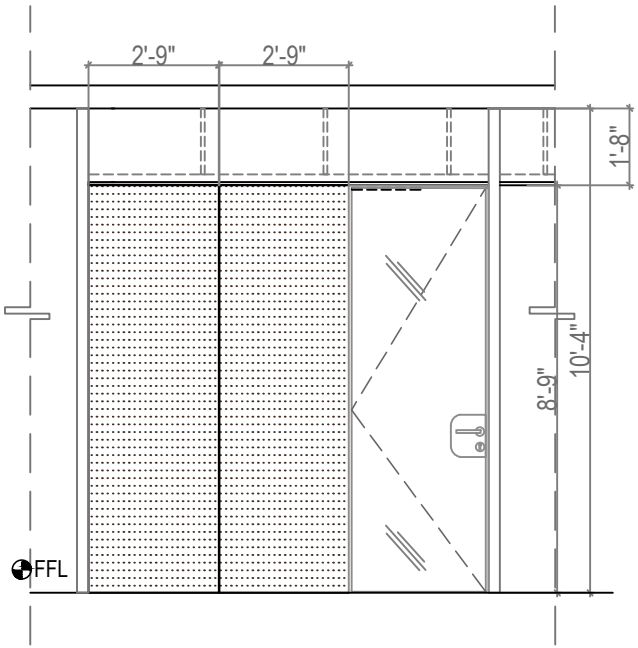

6.9 ALUMINIUM FRAMED GLASS DOOR
FIRST FLOOR - ANTE CHAMBER

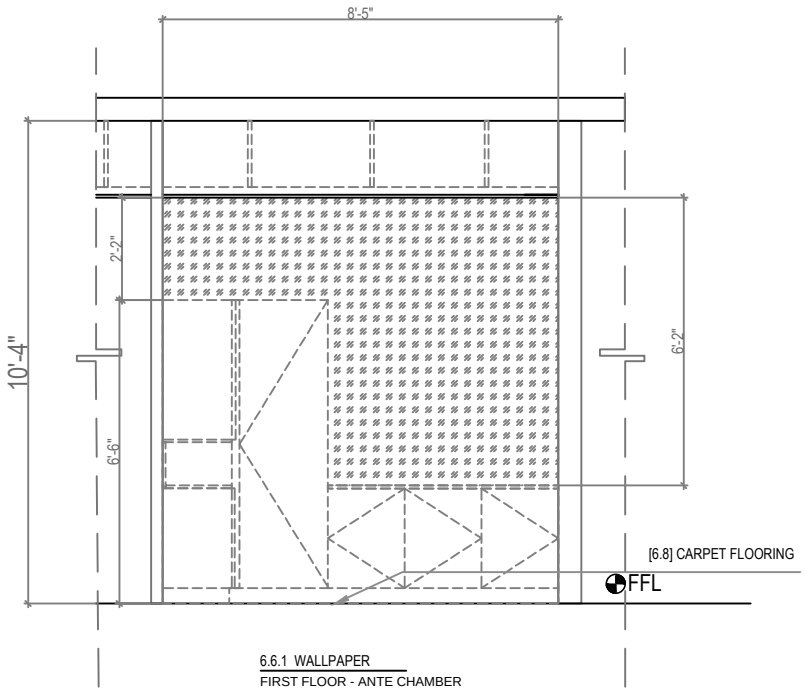

6.6.1 WALLPAPER
FIRST FLOOR - ANTE CHAMBER

NOTE:

1. THE DESIGN & DRAWING IS THE PROPERTY & COPYRIGHT OF M/s. MYRIAD GEOMETRIES/MG10 ARCHITECTURE. REPRODUCTION AND USE OF THE DESIGN, IN WHOLE OR IN PART, IS FORBIDDEN WITHOUT THE ARCHITECT'S WRITTEN CONSENT.

2. DRAWING IS NOT TO BE SCALED.

3. ALL DIMENSIONS ARE IN FEET AND INCHES AND LEVELS IN METERS UNLESS NOTED OTHERWISE.

4. ANY DISCREPANCIES IN THE DRAWING SHALL BE BROUGHT TO THE NOTICE OF THE ARCHITECT BEFORE EXECUTION. ALL DIMENSIONS TO BE VERIFIED ON SITE AND APPROVED BY THE ARCHITECT/PROJECT MANAGER.

5. DRAWING SHOULD BE READ IN CONJUNCTION WITH OTHER RELEVANT ARCHITECTURAL, STRUCTURAL, MECHANICAL AND ELECTRICAL DRAWINGS AND ALL RELEVANT SECTIONS OF THE SPECIFICATIONS.

LEGEND / SYMBOLS

1.LEVLES IN PLANS/ELEVATIONS/SECTIONS

FFL / SSL — FINISHED FLOOR LEVEL / STRUCTURAL SLAB LEVEL

FGL — FORMATION GROUND LEVEL

2.DOORS

D01 / A/0 — DOOR TYPES / DRAWING NUMBERS

3.SECTIONS

S1 / 01 — SECTION NUMBERS / DRAWING NUMBERS

4.ELEVATIONS

E1 / 01 — ELEVATION NUMBERS / DRAWING NUMBERS

KEY PLAN

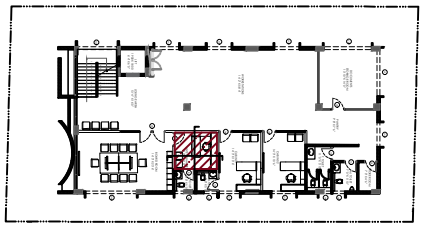

SCALE	Not To Scale	SHEET SIZE	A1
DATE	28 JULY 2026		
DRAWN	MUKUND GOPI	N	
CHECKED	MUKUND GOPI		
SIGNATURE	-		

PROJECT:
PROPOSED COMMERCIAL DEVELOPMENT FOR KSSFCL
at Vishveshwar Nagar, Mysuru - 570008

CLIENT:
KARNATAKA STATE SOUHARDA FEDERAL CO-OPERATIVE LTD.
Margosa Road,Malleshwaram, Bengaluru - 560003

FOR TENDER

DRAWING TITLE	ANTE CHAMBER
FIRST FLOOR - ANTE CHAMBER SECTIONAL ELEVATIONS - 2	REV NO R1
DRAWING NUMBER	KS IN/AC/FF/02

ARCHITECTS
MYRIAD

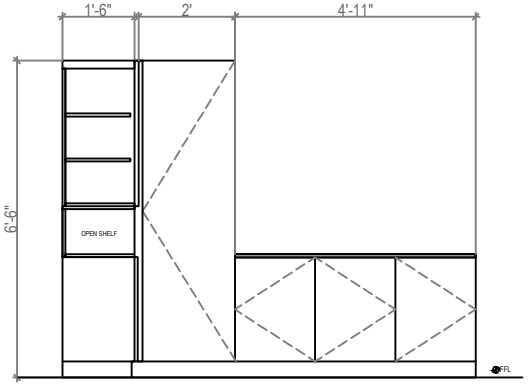

6.3 VERTICAL STORAGE UNIT- FRONT VIEW
FIRST FLOOR - ANTE CHAMBER

6.1.2 STORAGE UNIT- FRONT VIEW
FIRST FLOOR - ANTE CHAMBER

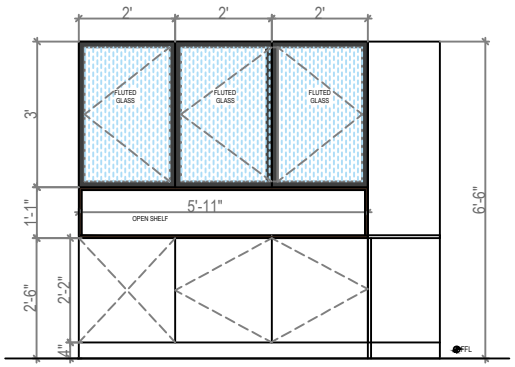

6.1.1 STORAGE UNIT- FRONT VIEW
FIRST FLOOR - ANTE CHAMBER

6.2 STORAGE UNIT WITH PROFILE SHUTTER - FRONT VIEW
FIRST FLOOR - ANTE CHAMBER

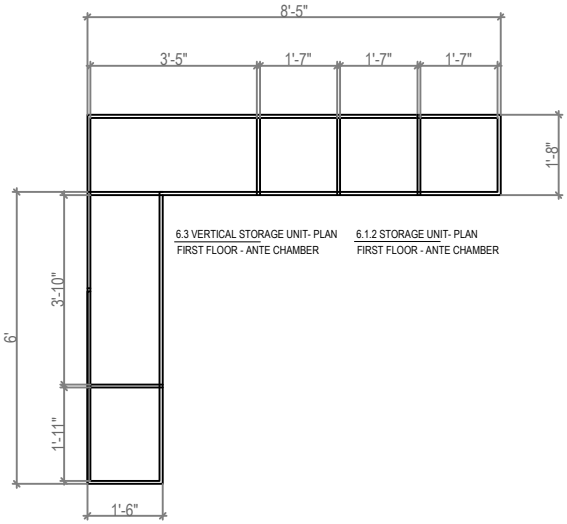

6.3 VERTICAL STORAGE UNIT- PLAN
FIRST FLOOR - ANTE CHAMBER

6.1.2 STORAGE UNIT- PLAN
FIRST FLOOR - ANTE CHAMBER

6.1.1 STORAGE UNIT- PLAN
FIRST FLOOR - ANTE CHAMBER

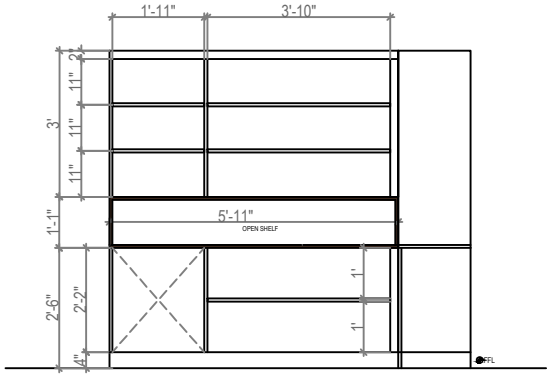

6.1.1 STORAGE UNIT- INTERNAL VIEW
FIRST FLOOR - ANTE CHAMBER

6.2 STORAGE UNIT WITH PROFILE SHUTTER -INTERNAL VIEW
FIRST FLOOR - ANTE CHAMBER

NOTE:

1. THE DESIGN & DRAWING IS THE PROPERTY & COPYRIGHT OF M/s. MYRIAD GEOMETRIES/MG10 ARCHITECTURE. REPRODUCTION AND USE OF THE DESIGN, IN WHOLE OR IN PART, IS FORBIDDEN WITHOUT THE ARCHITECT'S WRITTEN CONSENT.

2. DRAWING IS NOT TO BE SCALED.

3. ALL DIMENSIONS ARE IN FEET AND INCHES AND LEVELS IN METERS UNLESS NOTED OTHERWISE.

4. ANY DISCREPANCIES IN THE DRAWING SHALL BE BROUGHT TO THE NOTICE OF THE ARCHITECT BEFORE EXECUTION. ALL DIMENSIONS TO BE VERIFIED ON SITE AND APPROVED BY THE ARCHITECT/PROJECT MANAGER.

5. DRAWING SHOULD BE READ IN CONJUNCTION WITH OTHER RELEVANT ARCHITECTURAL, STRUCTURAL, MECHANICAL AND ELECTRICAL DRAWINGS AND ALL RELEVANT SECTIONS OF THE SPECIFICATIONS.

LEGEND / SYMBOLS

1.LEVLES IN PLANS/ELEVATIONS/SECTIONS

+ FFL / + SSL — FINISHED FLOOR LEVEL / STRUCTURAL SLAB LEVEL

+ FGL — FORMATION GROUND LEVEL

2.DOORS

D01 / A/D — DOOR TYPES / DRAWING NUMBERS

3.SECTIONS

S1 — SECTION NUMBERS / DRAWING NUMBERS

4.ELEVATIONS

E1 — ELEVATION NUMBERS / DRAWING NUMBERS

KEY PLAN

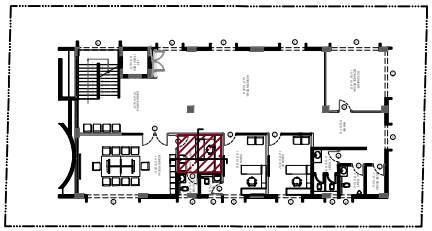

SCALE	Not To Scale	SHEET SIZE	A1
DATE	28 JULY 2026		
DRAWN	MUKUND GOPI	N	
CHECKED	MUKUND GOPI		
SIGNATURE	-		

PROJECT:
PROPOSED COMMERCIAL DEVELOPMENT FOR KSSFCL
at Vishveshwar Nagar, Mysuru - 570008

CLIENT:
KARNATAKA STATE SOUHARDA FEDERAL CO-OPERATIVE LTD.
Margosa Road,Malleshwaram,
Bengaluru - 560003

FOR TENDER

DRAWING TITLE: ANTE CHAMBER

FIRST FLOOR - ANTE CHAMBER STORAGE UNITS

REV NO: R1

DRAWING NUMBER: KS IN/AC/FF/03

ARCHITECTS

MYRIAD ARCHITECTURE INTERIORS

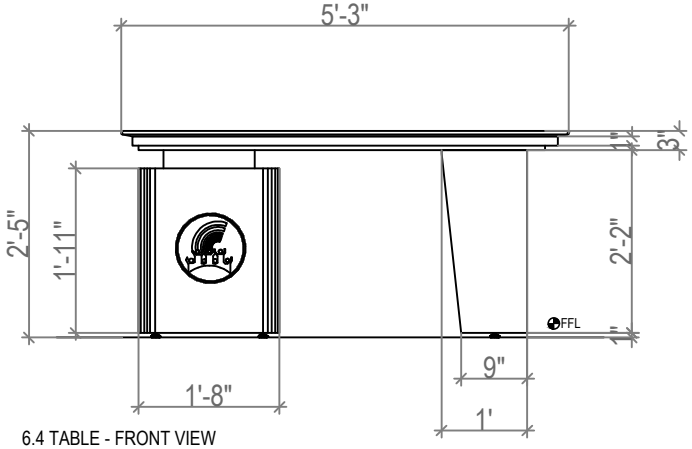

6.4 TABLE - FRONT VIEW

FIRST FLOOR - ANTE CHAMBER

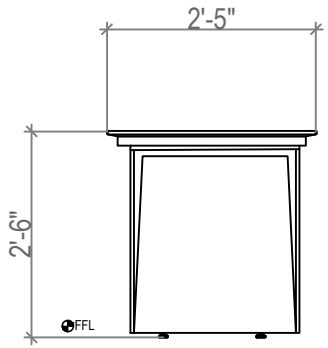

6.4 TABLE - SIDE VIEW

FIRST FLOOR - ANTE CHAMBER

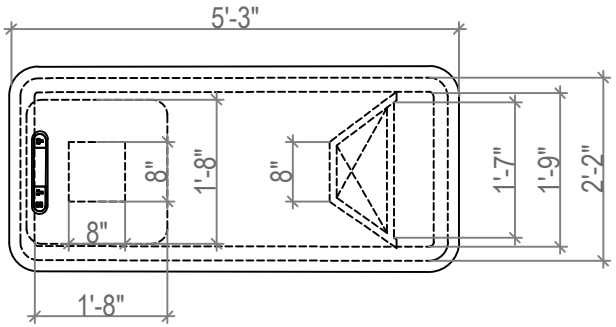

6.4 TABLE - PLAN

FIRST FLOOR - ANTE CHAMBER

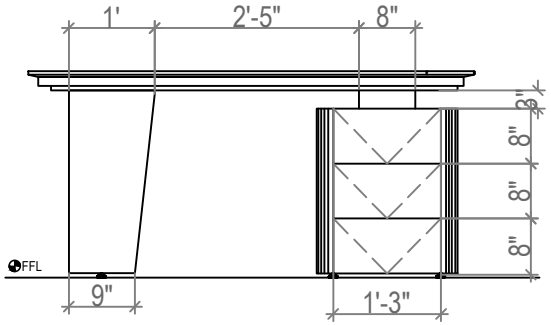

6.4 TABLE - REAR VIEW

FIRST FLOOR - ANTE CHAMBER

NOTE:

1. THE DESIGN & DRAWING IS THE PROPERTY & COPYRIGHT OF M/s. MYRIAD GEOMETRIES/MG10 ARCHITECTURE. REPRODUCTION AND USE OF THE DESIGN, IN WHOLE OR IN PART, IS FORBIDDEN WITHOUT THE ARCHITECT'S WRITTEN CONSENT.

2. DRAWING IS NOT TO BE SCALED.

3. ALL DIMENSIONS ARE IN FEET AND INCHES AND LEVELS IN METERS UNLESS NOTED OTHERWISE.

4. ANY DISCREPANCIES IN THE DRAWING SHALL BE BROUGHT TO THE NOTICE OF THE ARCHITECT BEFORE EXECUTION. ALL DIMENSIONS TO BE VERIFIED ON SITE AND APPROVED BY THE ARCHITECT/PROJECT MANAGER.

5. DRAWING SHOULD BE READ IN CONJUNCTION WITH OTHER RELEVANT ARCHITECTURAL, STRUCTURAL, MECHANICAL AND ELECTRICAL DRAWINGS AND ALL RELEVANT SECTIONS OF THE SPECIFICATIONS.

LEGEND / SYMBOLS

1.LEVLES IN PLANS/ELEVATIONS/SECTIONS

FFL / SSL — FINISHED FLOOR LEVEL / STRUCTURAL SLAB LEVEL

FGL — FORMATION GROUND LEVEL

2.DOORS

D01 / A/0 — DOOR TYPES / DRAWING NUMBERS

3.SECTIONS

S1 — SECTION NUMBERS / DRAWING NUMBERS

4.ELEVATIONS

E1 — ELEVATION NUMBERS / DRAWING NUMBERS

KEY PLAN

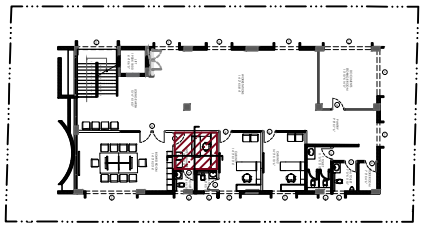

SCALE	Not To Scale	SHEET SIZE	A1
DATE	28 JULY 2026		
DRAWN	MUKUND GOPI	N	
CHECKED	MUKUND GOPI		
SIGNATURE	-		

PROJECT:

PROPOSED COMMERCIAL DEVELOPMENT FOR KSSFCL
at Vishveshwar Nagar, Mysuru - 570008

CLIENT:

KARNATAKA STATE SOUHARDA FEDERAL CO-OPERATIVE LTD.
Margosa Road,Malleshwaram,
Bengaluru - 560003

FOR TENDER

DRAWING TITLE	ANTE CHAMBER	
FIRST FLOOR - ANTE CHAMBER TABLE		REV NO R1
DRAWING NUMBER	KS	IN/AC/FF/04

ARCHITECTS

MYRIAD GEOMETRIES ARCHITECTS

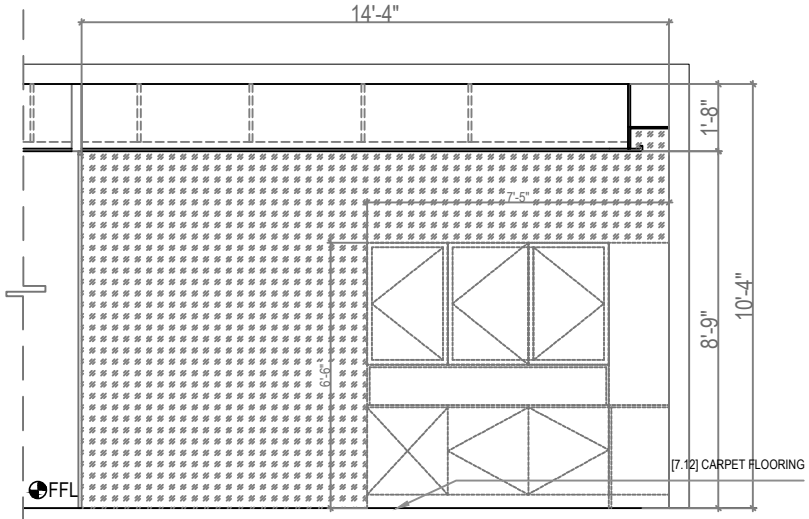

7.6.3 WALLPAPER
FIRST FLOOR - CABIN 01

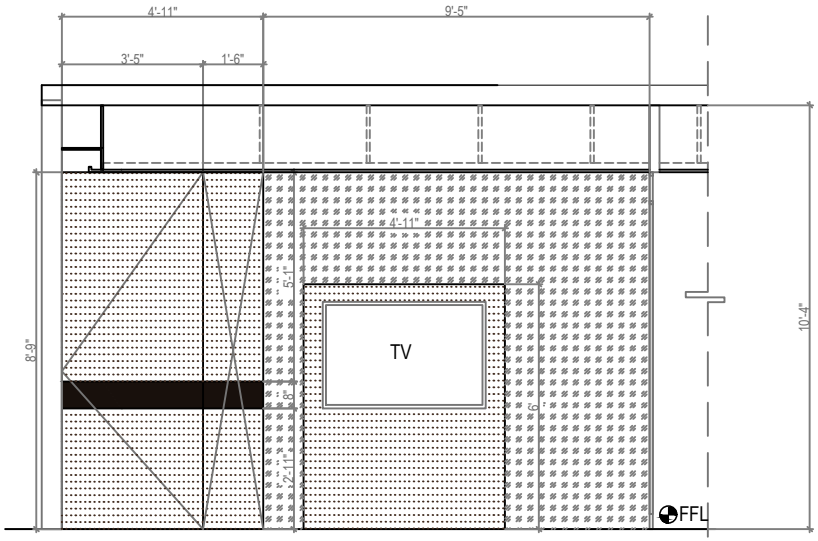

7.7 CONCEALED DOOR WITH FITTINGS
FIRST FLOOR - CABIN 01

7.8 WOODEN PARTITION WITH WALLPAPER FINISH
FIRST FLOOR - CABIN 01

7.6.1 WALLPAPER
FIRST FLOOR - CABIN 01

NOTE:

1. THE DESIGN & DRAWING IS THE PROPERTY & COPYRIGHT OF M/s. MYRIAD GEOMETRIES/MG10 ARCHITECTURE. REPRODUCTION AND USE OF THE DESIGN, IN WHOLE OR IN PART, IS FORBIDDEN WITHOUT THE ARCHITECT'S WRITTEN CONSENT.

2. DRAWING IS NOT TO BE SCALED.

3. ALL DIMENSIONS ARE IN FEET AND INCHES AND LEVELS IN METERS UNLESS NOTED OTHERWISE.

4. ANY DISCREPANCIES IN THE DRAWING SHALL BE BROUGHT TO THE NOTICE OF THE ARCHITECT BEFORE EXECUTION. ALL DIMENSIONS TO BE VERIFIED ON SITE AND APPROVED BY THE ARCHITECT/PROJECT MANAGER.

5. DRAWING SHOULD BE READ IN CONJUNCTION WITH OTHER RELEVANT ARCHITECTURAL, STRUCTURAL, MECHANICAL AND ELECTRICAL DRAWINGS AND ALL RELEVANT SECTIONS OF THE SPECIFICATIONS.

LEGEND / SYMBOLS

1.LEVLES IN PLANS/ELEVATIONS/SECTIONS

FFL / SSL — FINISHED FLOOR LEVEL / STRUCTURAL SLAB LEVEL

FGL — FORMATION GROUND LEVEL

2.DOORS

D01 / A/D — DOOR TYPES / DRAWING NUMBERS

3.SECTIONS

S1 — SECTION NUMBERS / DRAWING NUMBERS

4.ELEVATIONS

E1 — ELEVATION NUMBERS / DRAWING NUMBERS

KEY PLAN

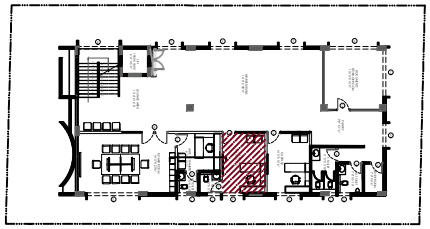

SCALE	Not To Scale	SHEET SIZE	A1
DATE	28 JULY 2026		
DRAWN	MUKUND GOPI	N	
CHECKED	MUKUND GOPI		
SIGNATURE	-		

PROJECT:
PROPOSED COMMERCIAL DEVELOPMENT FOR KSSFCL
at Vishveshwar Nagar, Mysuru - 570008

CLIENT:
KARNATAKA STATE SOUHARDA FEDERAL CO-OPERATIVE LTD.
Margosa Road,Malleshwaram, Bengaluru - 560003

DRAWING TITLE: CABIN 01

FIRST FLOOR - CABIN 01
SECTIONAL ELEVATION 01

REV NO: R1

DRAWING NUMBER: KS IN/C1/FF/04

FOR TENDER

ARCHITECTS
MYRIAD

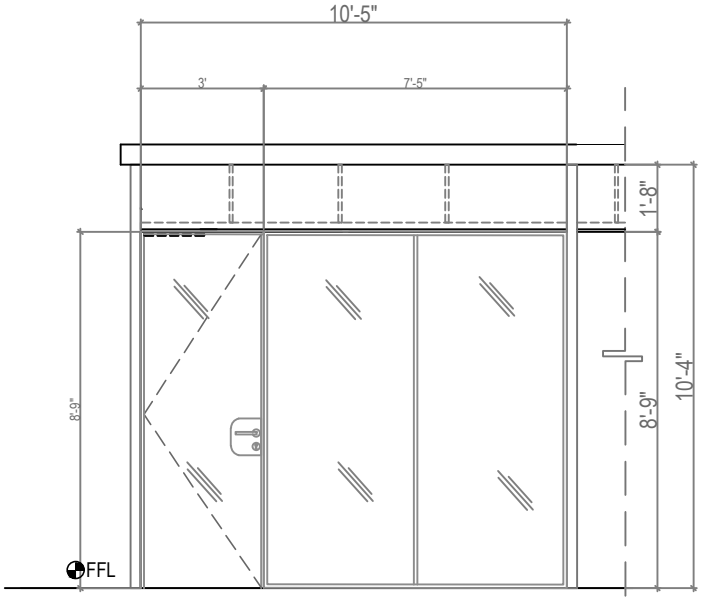

7.10 ALUMINIUM FRAMED GLASS DOOR
FIRST FLOOR - CABIN 01

7.9 ALUMINIUM GLAZED PARTITION
FIRST FLOOR - CABIN 01

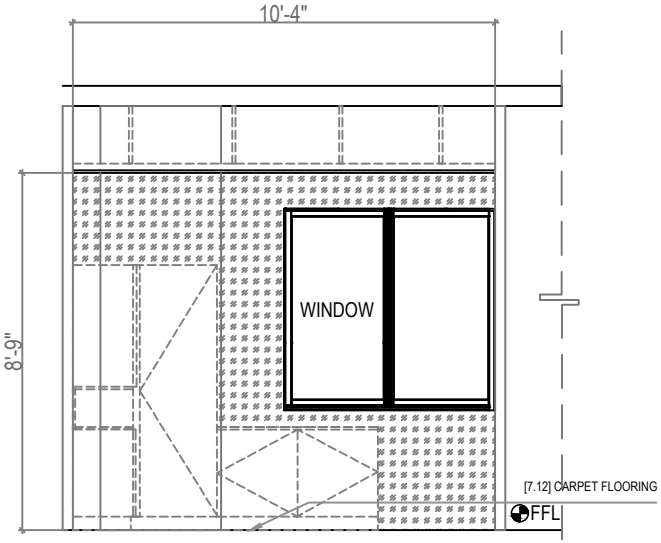

7.6.2 WALLPAPER
FIRST FLOOR - CABIN 01

NOTE:

1. THE DESIGN & DRAWING IS THE PROPERTY & COPYRIGHT OF M/s. MYRIAD GEOMETRIES/MG10 ARCHITECTURE. REPRODUCTION AND USE OF THE DESIGN, IN WHOLE OR IN PART, IS FORBIDDEN WITHOUT THE ARCHITECT'S WRITTEN CONSENT.

2. DRAWING IS NOT TO BE SCALED.

3. ALL DIMENSIONS ARE IN FEET AND INCHES AND LEVELS IN METERS UNLESS NOTED OTHERWISE.

4. ANY DISCREPANCIES IN THE DRAWING SHALL BE BROUGHT TO THE NOTICE OF THE ARCHITECT BEFORE EXECUTION. ALL DIMENSIONS TO BE VERIFIED ON SITE AND APPROVED BY THE ARCHITECT/PROJECT MANAGER.

5. DRAWING SHOULD BE READ IN CONJUNCTION WITH OTHER RELEVANT ARCHITECTURAL, STRUCTURAL, MECHANICAL AND ELECTRICAL DRAWINGS AND ALL RELEVANT SECTIONS OF THE SPECIFICATIONS.

LEGEND / SYMBOLS

1.LEVLES IN PLANS/ELEVATIONS/SECTIONS

FFL / SSL — FINISHED FLOOR LEVEL / STRUCTURAL SLAB LEVEL

FGL — FORMATION GROUND LEVEL

2.DOORS

D01 / A/D — DOOR TYPES / DRAWING NUMBERS

3.SECTIONS

S1 / 01 — SECTION NUMBERS / DRAWING NUMBERS

4.ELEVATIONS

E1 / 01 — ELEVATION NUMBERS / DRAWING NUMBERS

KEY PLAN

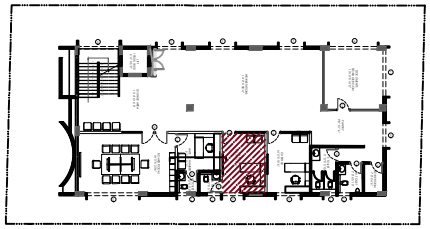

SCALE	Not To Scale	SHEET SIZE	A1
DATE	28 JULY 2026		
DRAWN	MUKUND GOPI	N	
CHECKED	MUKUND GOPI		
SIGNATURE	-		

PROJECT:
PROPOSED COMMERCIAL DEVELOPMENT FOR KSSFCL
at Vishveshwar Nagar, Mysuru - 570008

CLIENT:
KARNATAKA STATE SOUHARDA FEDERAL CO-OPERATIVE LTD.
Margosa Road,Malleshwaram, Bengaluru - 560003

DRAWING TITLE: CABIN 01

FIRST FLOOR - CABIN 01
SECTIONAL ELEVATION 02

REV NO: R1

DRAWING NUMBER: KS IN/C1/FF/05

FOR TENDER

ARCHITECTS
MYRIAD

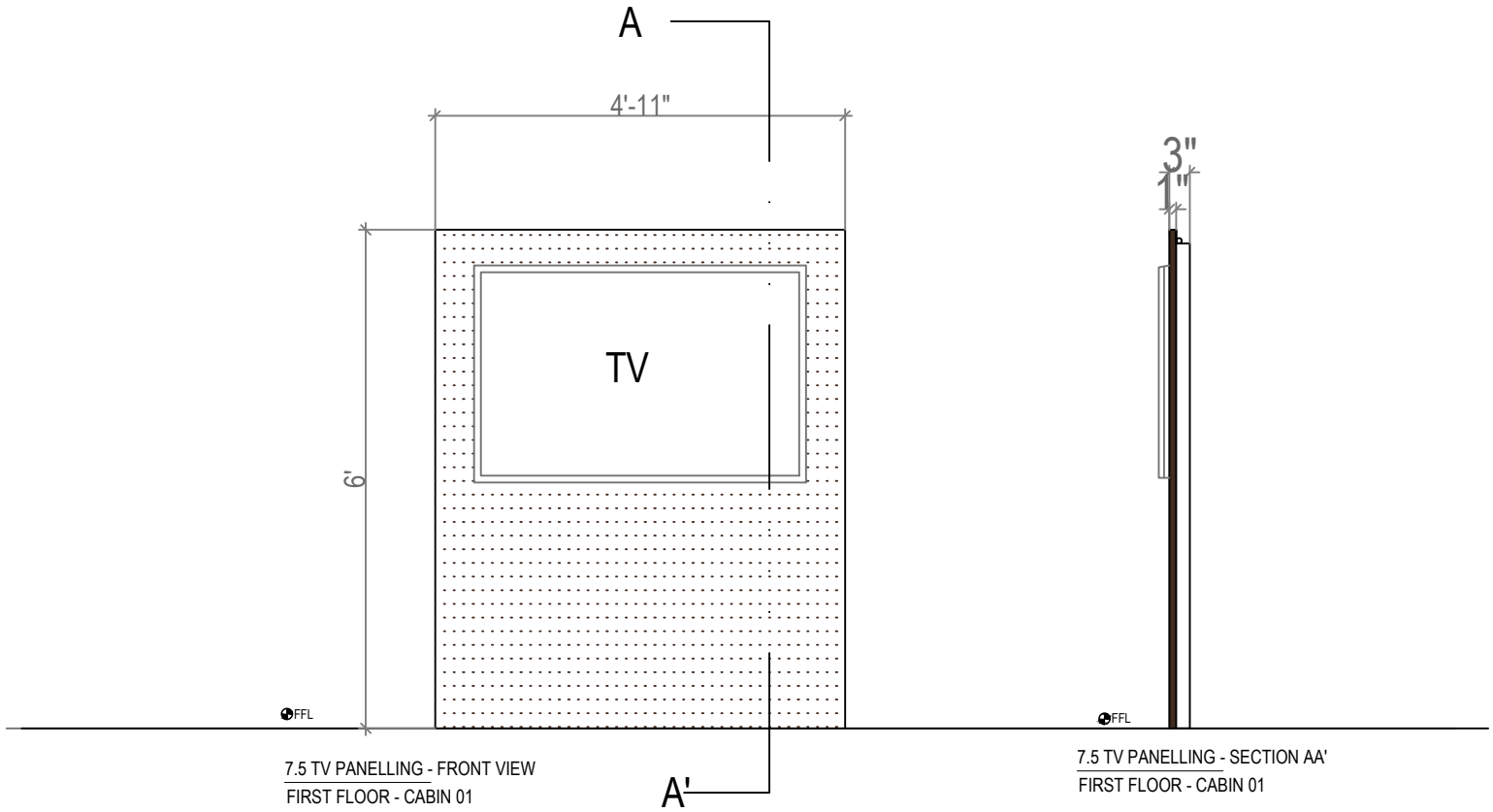

7.5 TV PANELLING - FRONT VIEW
FIRST FLOOR - CABIN 01

7.5 TV PANELLING - SECTION AA'
FIRST FLOOR - CABIN 01

NOTE:

1. THE DESIGN & DRAWING IS THE PROPERTY & COPYRIGHT OF M/s. MYRIAD GEOMETRIES/MG10 ARCHITECTURE. REPRODUCTION AND USE OF THE DESIGN, IN WHOLE OR IN PART, IS FORBIDDEN WITHOUT THE ARCHITECT'S WRITTEN CONSENT.

2. DRAWING IS NOT TO BE SCALED.

3. ALL DIMENSIONS ARE IN FEET AND INCHES AND LEVELS IN METERS UNLESS NOTED OTHERWISE.

4. ANY DISCREPANCIES IN THE DRAWING SHALL BE BROUGHT TO THE NOTICE OF THE ARCHITECT BEFORE EXECUTION. ALL DIMENSIONS TO BE VERIFIED ON SITE AND APPROVED BY THE ARCHITECT/PROJECT MANAGER.

5. DRAWING SHOULD BE READ IN CONJUNCTION WITH OTHER RELEVANT ARCHITECTURAL, STRUCTURAL, MECHANICAL AND ELECTRICAL DRAWINGS AND ALL RELEVANT SECTIONS OF THE SPECIFICATIONS.

LEGEND / SYMBOLS

1.LEVLES IN PLANS/ELEVATIONS/SECTIONS

FFL / SSL — FINISHED FLOOR LEVEL / STRUCTURAL SLAB LEVEL

FGL — FORMATION GROUND LEVEL

2.DOORS

D01 / A/0 — DOOR TYPES / DRAWING NUMBERS

3.SECTIONS

S1 / 01 — SECTION NUMBERS / DRAWING NUMBERS

4.ELEVATIONS

E1 / 01 — ELEVATION NUMBERS / DRAWING NUMBERS

KEY PLAN

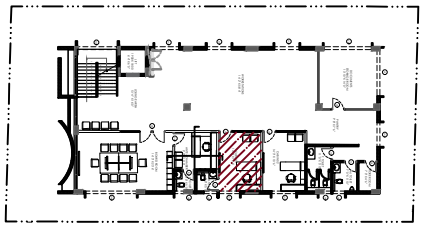

SCALE	Not To Scale	SHEET SIZE	A1
DATE	28 JULY 2026		
DRAWN	MUKUND GOPI	N	
CHECKED	MUKUND GOPI		
SIGNATURE	-		

PROJECT:
PROPOSED COMMERCIAL DEVELOPMENT FOR KSSFCL
at Vishveshwar Nagar, Mysuru - 570008

CLIENT:
KARNATAKA STATE SOUHARDA FEDERAL CO-OPERATIVE LTD.
Margosa Road,Malleshwaram,
Bengaluru - 560003

FOR TENDER

DRAWING TITLE	CABIN 01
FIRST FLOOR - CABIN 01 TV PANEL	REV NO R1
DRAWING NUMBER	KS IN/C1/FF/03

ARCHITECTS

MYRIAD

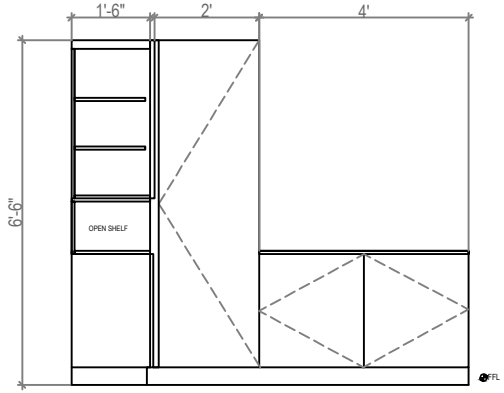

7.3 VERTICAL STORAGE UNIT- FRONT VIEW
FIRST FLOOR - CABIN 01

7.1.2 STORAGE UNIT- FRONT VIEW
FIRST FLOOR - CABIN 01

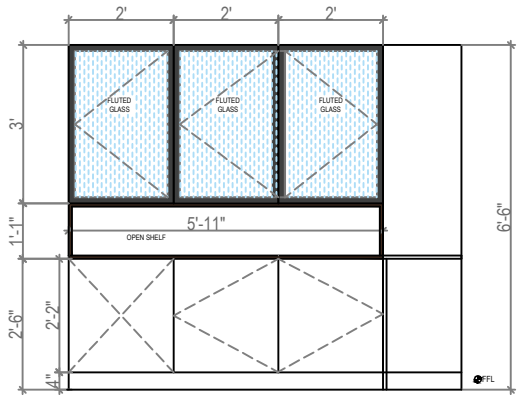

7.1.1 STORAGE UNIT- FRONT VIEW
FIRST FLOOR - CABIN 01

7.2 STORAGE UNIT WITH PROFILE SHUTTER - FRONT VIEW
FIRST FLOOR - CABIN 01

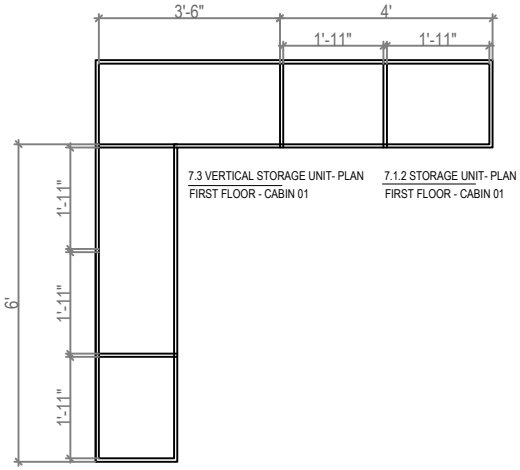

7.3 VERTICAL STORAGE UNIT- PLAN
FIRST FLOOR - CABIN 01

7.1.2 STORAGE UNIT- PLAN
FIRST FLOOR - CABIN 01

7.1.1 STORAGE UNIT- PLAN
FIRST FLOOR - CABIN 01

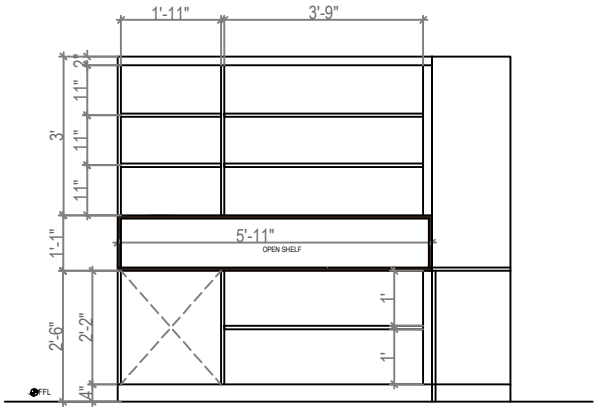

7.1.1 STORAGE UNIT- INTERNAL VIEW
FIRST FLOOR - CABIN 01

7.2 STORAGE UNIT WITH PROFILE SHUTTER -INTERNAL VIEW
FIRST FLOOR - CABIN 01

NOTE:

1. THE DESIGN & DRAWING IS THE PROPERTY & COPYRIGHT OF M/s. MYRIAD GEOMETRIES/MG10 ARCHITECTURE. REPRODUCTION AND USE OF THE DESIGN, IN WHOLE OR IN PART, IS FORBIDDEN WITHOUT THE ARCHITECT'S WRITTEN CONSENT.

2. DRAWING IS NOT TO BE SCALED.

3. ALL DIMENSIONS ARE IN FEET AND INCHES AND LEVELS IN METERS UNLESS NOTED OTHERWISE.

4. ANY DISCREPANCIES IN THE DRAWING SHALL BE BROUGHT TO THE NOTICE OF THE ARCHITECT BEFORE EXECUTION. ALL DIMENSIONS TO BE VERIFIED ON SITE AND APPROVED BY THE ARCHITECT/PROJECT MANAGER.

5. DRAWING SHOULD BE READ IN CONJUNCTION WITH OTHER RELEVANT ARCHITECTURAL, STRUCTURAL, MECHANICAL AND ELECTRICAL DRAWINGS AND ALL RELEVANT SECTIONS OF THE SPECIFICATIONS.

LEGEND / SYMBOLS

1.LEVLES IN PLANS/ELEVATIONS/SECTIONS

FFL — FINISHED FLOOR LEVEL
SSL — STRUCTURAL SLAB LEVEL

FGL — FORMATION GROUND LEVEL

2.DOORS

D01 / MD — DOOR TYPES / DRAWING NUMBERS

3.SECTIONS

S1 / 01 — SECTION NUMBERS / DRAWING NUMBERS

4.ELEVATIONS

E1 / 01 — ELEVATION NUMBERS / DRAWING NUMBERS

KEY PLAN

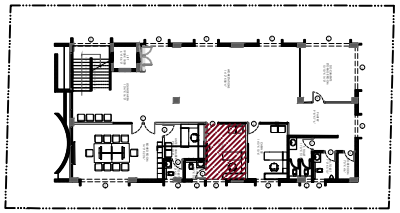

SCALE	Not To Scale	SHEET SIZE	A1
DATE	28 JULY 2026		
DRAWN	MUKUND GOPI		N
CHECKED	MUKUND GOPI		
SIGNATURE	-		

PROJECT:
PROPOSED COMMERCIAL DEVELOPMENT FOR KSSFCL
at Vishveshwar Nagar, Mysuru - 570008

CLIENT:
KARNATAKA STATE SOUHARDA FEDERAL CO-OPERATIVE LTD.
Margosa Road,Malleshwaram,
Bengaluru - 560003

FOR TENDER

DRAWING TITLE: CABIN 01

FIRST FLOOR - CABIN 01
STORAGE UNITS

REV NO: R1

DRAWING NUMBER: KS IN/C1/FF/01

ARCHITECTS

MYRIAD ARCHITECTURE INTERIORS

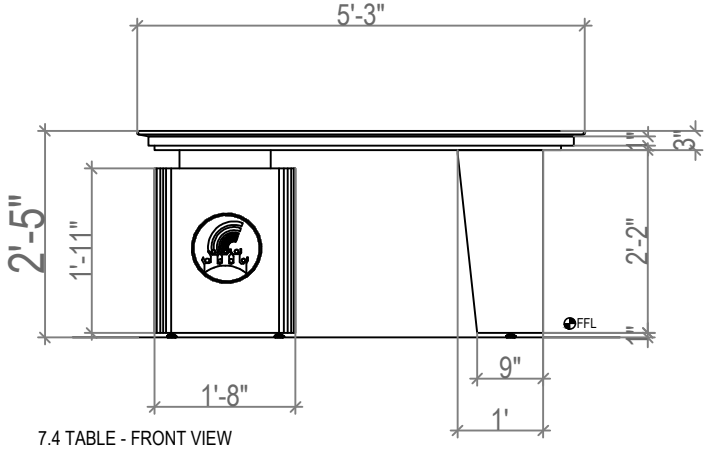

7.4 TABLE - FRONT VIEW

FIRST FLOOR - CABIN 01

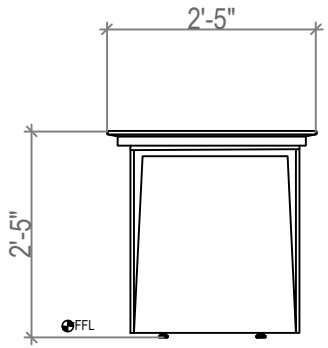

7.4 TABLE - SIDE VIEW

FIRST FLOOR - CABIN 01

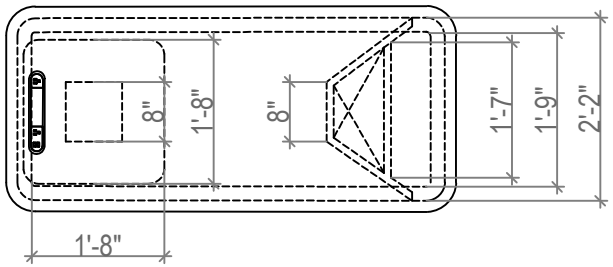

7.4 TABLE - PLAN

FIRST FLOOR - CABIN 01

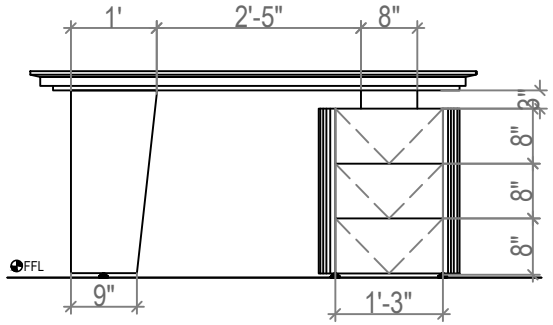

7.4 TABLE - REAR VIEW

FIRST FLOOR - CABIN 01

NOTE:

1. THE DESIGN & DRAWING IS THE PROPERTY & COPYRIGHT OF M/s. MYRIAD GEOMETRIES/MG10 ARCHITECTURE. REPRODUCTION AND USE OF THE DESIGN, IN WHOLE OR IN PART, IS FORBIDDEN WITHOUT THE ARCHITECT'S WRITTEN CONSENT.

2. DRAWING IS NOT TO BE SCALED.

3. ALL DIMENSIONS ARE IN FEET AND INCHES AND LEVELS IN METERS UNLESS NOTED OTHERWISE.

4. ANY DISCREPANCIES IN THE DRAWING SHALL BE BROUGHT TO THE NOTICE OF THE ARCHITECT BEFORE EXECUTION. ALL DIMENSIONS TO BE VERIFIED ON SITE AND APPROVED BY THE ARCHITECT/PROJECT MANAGER.

5. DRAWING SHOULD BE READ IN CONJUNCTION WITH OTHER RELEVANT ARCHITECTURAL, STRUCTURAL, MECHANICAL AND ELECTRICAL DRAWINGS AND ALL RELEVANT SECTIONS OF THE SPECIFICATIONS.

LEGEND / SYMBOLS

1.LEVLES IN PLANS/ELEVATIONS/SECTIONS

FFL / SSL — FINISHED FLOOR LEVEL / STRUCTURAL SLAB LEVEL

FGL — FORMATION GROUND LEVEL

2.DOORS

D01 / A/0 — DOOR TYPES / DRAWING NUMBERS

3.SECTIONS

S1 — SECTION NUMBERS / DRAWING NUMBERS

4.ELEVATIONS

E1 — ELEVATION NUMBERS / DRAWING NUMBERS

KEY PLAN

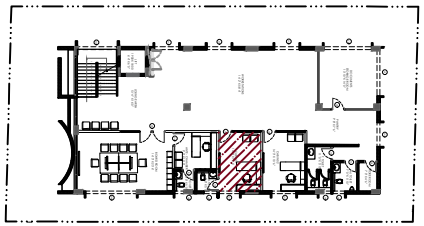

SCALE	Not To Scale	SHEET SIZE	A1
DATE	28 JULY 2026		
DRAWN	MUKUND GOPI	N	
CHECKED	MUKUND GOPI		
SIGNATURE	-		

PROJECT:

PROPOSED COMMERCIAL DEVELOPMENT FOR KSSFCL
at Vishveshwar Nagar, Mysuru - 570008

CLIENT:

KARNATAKA STATE SOUHARDA FEDERAL CO-OPERATIVE LTD.
Margosa Road,Malleshwaram,
Bengaluru - 560003

FOR TENDER

DRAWING TITLE	CABIN 01
FIRST FLOOR - CABIN 01 TABLE	REV NO R1
DRAWING NUMBER	KS IN/C1/FF/02

ARCHITECTS

MYRIAD GEOMETRIES ARCHITECTS

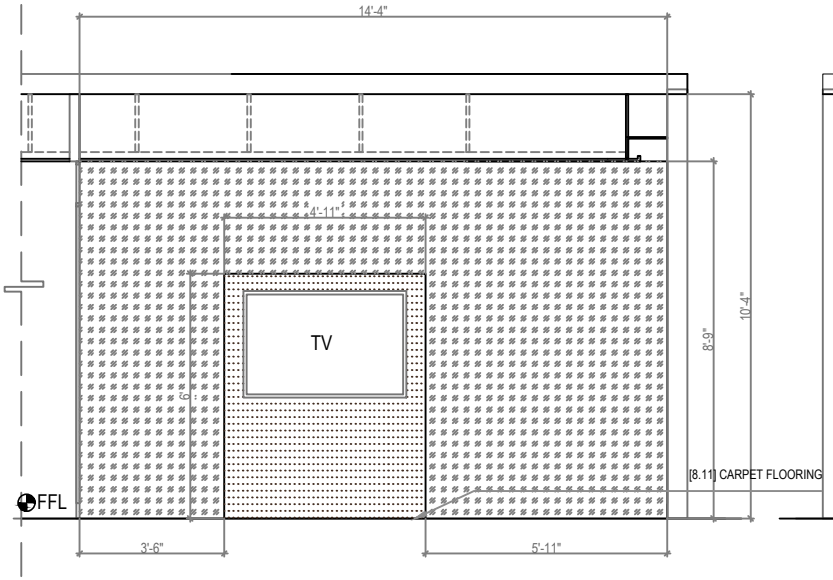

8.7.3 WALLPAPER
FIRST FLOOR - CABIN 02

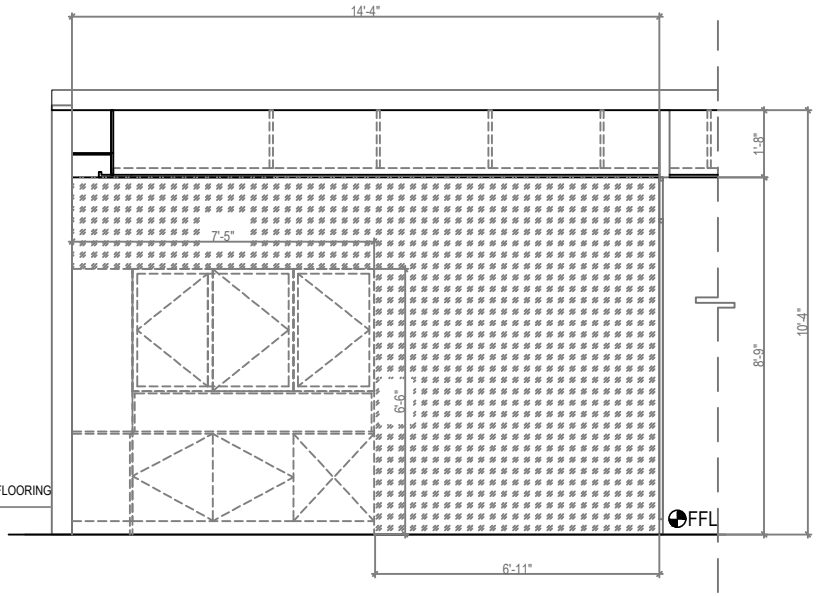

8.7.1 WALLPAPER
FIRST FLOOR - CABIN 02

8.6 WOODEN PARTITION WITH WALLPAPER FINISH
FIRST FLOOR - CABIN 02

NOTE:

1. THE DESIGN & DRAWING IS THE PROPERTY & COPYRIGHT OF M/s. MYRIAD GEOMETRIES/MG10 ARCHITECTURE. REPRODUCTION AND USE OF THE DESIGN, IN WHOLE OR IN PART, IS FORBIDDEN WITHOUT THE ARCHITECT'S WRITTEN CONSENT.

2. DRAWING IS NOT TO BE SCALED.

3. ALL DIMENSIONS ARE IN FEET AND INCHES AND LEVELS IN METERS UNLESS NOTED OTHERWISE.

4. ANY DISCREPANCIES IN THE DRAWING SHALL BE BROUGHT TO THE NOTICE OF THE ARCHITECT BEFORE EXECUTION. ALL DIMENSIONS TO BE VERIFIED ON SITE AND APPROVED BY THE ARCHITECT/PROJECT MANAGER.

5. DRAWING SHOULD BE READ IN CONJUNCTION WITH OTHER RELEVANT ARCHITECTURAL, STRUCTURAL, MECHANICAL AND ELECTRICAL DRAWINGS AND ALL RELEVANT SECTIONS OF THE SPECIFICATIONS.

LEGEND / SYMBOLS

1.LEVLES IN PLANS/ELEVATIONS/SECTIONS

FFL / SSL — FINISHED FLOOR LEVEL / STRUCTURAL SLAB LEVEL

FGL — FORMATION GROUND LEVEL

2.DOORS

D01 / A/0 — DOOR TYPES / DRAWING NUMBERS

3.SECTIONS

S1 / 01 — SECTION NUMBERS / DRAWING NUMBERS

4.ELEVATIONS

E1 / 01 — ELEVATION NUMBERS / DRAWING NUMBERS

KEY PLAN

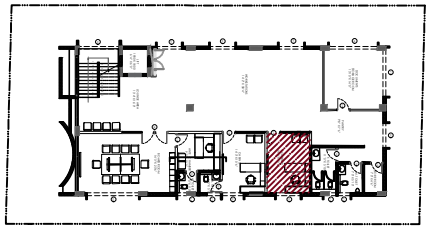

SCALE	Not To Scale	SHEET SIZE	A1
DATE	28 JULY 2026		
DRAWN	MUKUND GOPI	N	
CHECKED	MUKUND GOPI		
SIGNATURE	-		

PROJECT:
PROPOSED COMMERCIAL DEVELOPMENT FOR KSSFCL
at Vishveshwar Nagar, Mysuru - 570008

CLIENT:
KARNATAKA STATE SOUHARDA FEDERAL CO-OPERATIVE LTD.
Margosa Road,Malleshwaram, Bengaluru - 560003

DRAWING TITLE: CABIN 02

FIRST FLOOR - CABIN 02
SECTIONAL ELEVATION 01

REV NO: R1

DRAWING NUMBER: KS IN/C2/FF/04

FOR TENDER

ARCHITECTS
MYRIAD

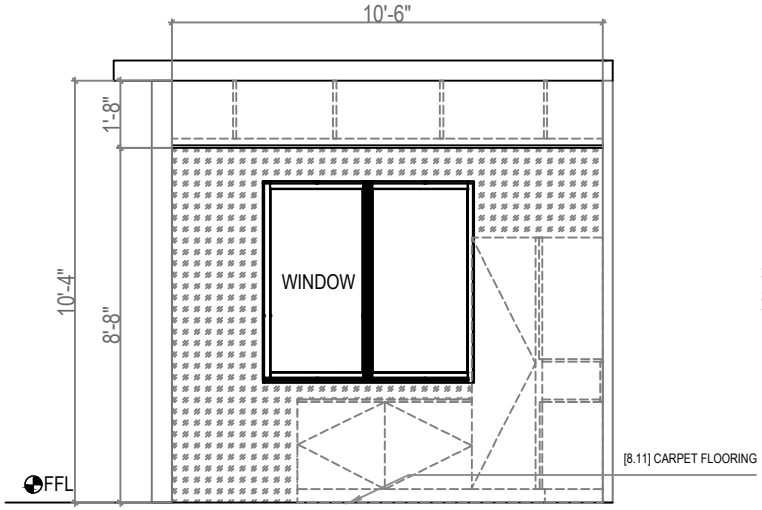

8.7.2 WALLPAPER
FIRST FLOOR - CABIN 02

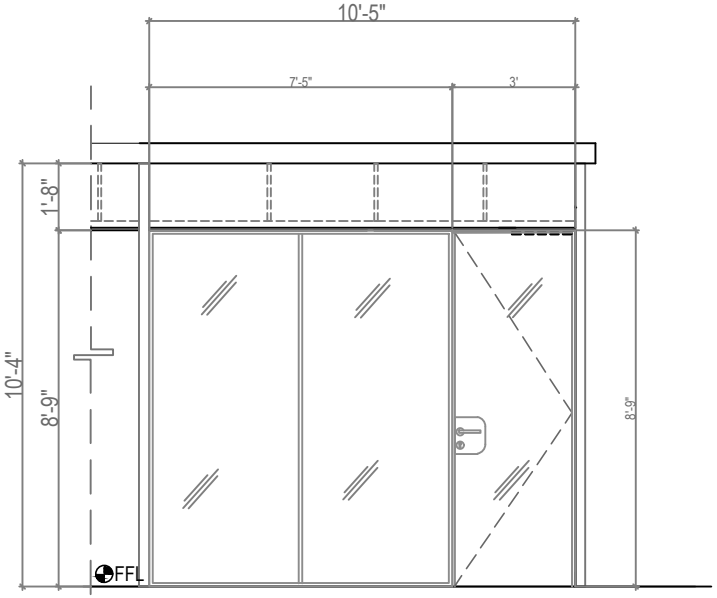

8.8 ALUMINIUM GLAZED PARTITION
FIRST FLOOR - CABIN 02

8.9 ALUMINIUM FRAMED GLASS DOOR
FIRST FLOOR - CABIN 02

NOTE:

1. THE DESIGN & DRAWING IS THE PROPERTY & COPYRIGHT OF M/s. MYRIAD GEOMETRIES/MG10 ARCHITECTURE. REPRODUCTION AND USE OF THE DESIGN, IN WHOLE OR IN PART, IS FORBIDDEN WITHOUT THE ARCHITECT'S WRITTEN CONSENT.

2. DRAWING IS NOT TO BE SCALED.

3. ALL DIMENSIONS ARE IN FEET AND INCHES AND LEVELS IN METERS UNLESS NOTED OTHERWISE.

4. ANY DISCREPANCIES IN THE DRAWING SHALL BE BROUGHT TO THE NOTICE OF THE ARCHITECT BEFORE EXECUTION. ALL DIMENSIONS TO BE VERIFIED ON SITE AND APPROVED BY THE ARCHITECT/PROJECT MANAGER.

5. DRAWING SHOULD BE READ IN CONJUNCTION WITH OTHER RELEVANT ARCHITECTURAL, STRUCTURAL, MECHANICAL AND ELECTRICAL DRAWINGS AND ALL RELEVANT SECTIONS OF THE SPECIFICATIONS.

LEGEND / SYMBOLS

1.LEVLES IN PLANS/ELEVATIONS/SECTIONS

FFL — FINISHED FLOOR LEVEL
SSL — STRUCTURAL SLAB LEVEL

FGL — FORMATION GROUND LEVEL

2.DOORS

D01 A/D — DOOR TYPES / DRAWING NUMBERS

3.SECTIONS

S1 — SECTION NUMBERS / DRAWING NUMBERS

4.ELEVATIONS

E1 — ELEVATION NUMBERS / DRAWING NUMBERS

KEY PLAN

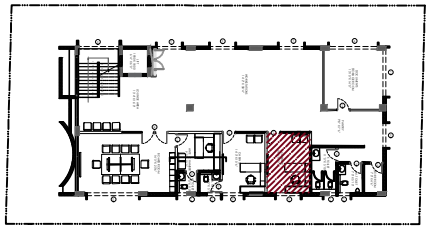

SCALE	Not To Scale	SHEET SIZE	A1
DATE	28 JULY 2026		
DRAWN	MUKUND GOPI	N	
CHECKED	MUKUND GOPI		
SIGNATURE	-		

PROJECT:
PROPOSED COMMERCIAL DEVELOPMENT FOR KSSFCL
at Vishveshwar Nagar, Mysuru - 570008

CLIENT:
KARNATAKA STATE SOUHARDA FEDERAL CO-OPERATIVE LTD.
Margosa Road,Malleshwaram, Bengaluru - 560003

DRAWING TITLE: CABIN 02

FIRST FLOOR - CABIN 02
SECTIONAL ELEVATION 02

REV NO: R1

DRAWING NUMBER: KS IN/C2/FF/05

FOR TENDER

ARCHITECTS
MYRIAD GEOMETRIES ARCHITECTS

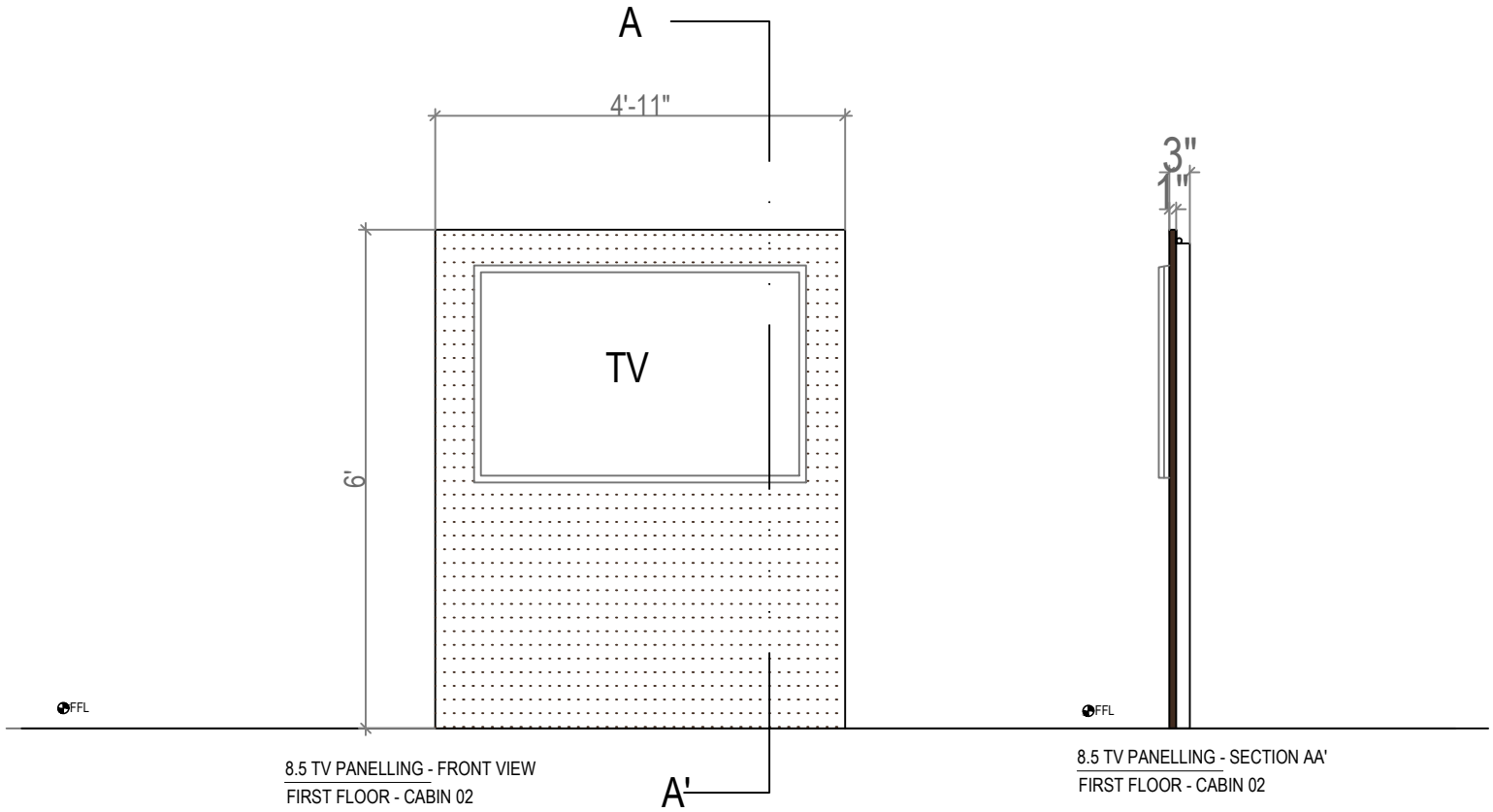

8.5 TV PANELLING - FRONT VIEW
FIRST FLOOR - CABIN 02

8.5 TV PANELLING - SECTION AA'
FIRST FLOOR - CABIN 02

NOTE:

1. THE DESIGN & DRAWING IS THE PROPERTY & COPYRIGHT OF M/s. MYRIAD GEOMETRIES/MG10 ARCHITECTURE. REPRODUCTION AND USE OF THE DESIGN, IN WHOLE OR IN PART, IS FORBIDDEN WITHOUT THE ARCHITECT'S WRITTEN CONSENT.

2. DRAWING IS NOT TO BE SCALED.

3. ALL DIMENSIONS ARE IN FEET AND INCHES AND LEVELS IN METERS UNLESS NOTED OTHERWISE.

4. ANY DISCREPANCIES IN THE DRAWING SHALL BE BROUGHT TO THE NOTICE OF THE ARCHITECT BEFORE EXECUTION. ALL DIMENSIONS TO BE VERIFIED ON SITE AND APPROVED BY THE ARCHITECT/PROJECT MANAGER.

5. DRAWING SHOULD BE READ IN CONJUNCTION WITH OTHER RELEVANT ARCHITECTURAL, STRUCTURAL, MECHANICAL AND ELECTRICAL DRAWINGS AND ALL RELEVANT SECTIONS OF THE SPECIFICATIONS.

LEGEND / SYMBOLS

1.LEVLES IN PLANS/ELEVATIONS/SECTIONS

FFL — FINISHED FLOOR LEVEL
SSL — STRUCTURAL SLAB LEVEL
FGL — FORMATION GROUND LEVEL

2.DOORS

D01 / A/0 — DOOR TYPES / DRAWING NUMBERS

3.SECTIONS

S1 / 01 — SECTION NUMBERS / DRAWING NUMBERS

4.ELEVATIONS

E1 / 01 — ELEVATION NUMBERS / DRAWING NUMBERS

KEY PLAN

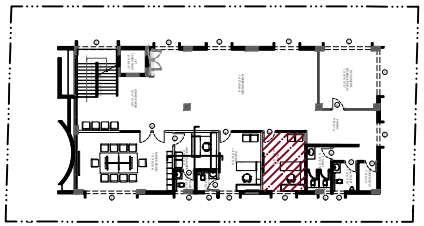

SCALE	Not To Scale	SHEET SIZE	A1
DATE	28 JULY 2026		
DRAWN	MUKUND GOPI	N	
CHECKED	MUKUND GOPI		
SIGNATURE	-		

PROJECT:
PROPOSED COMMERCIAL DEVELOPMENT FOR KSSFCL
at Vishveshwar Nagar, Mysuru - 570008

CLIENT:
KARNATAKA STATE SOUHARDA FEDERAL CO-OPERATIVE LTD.
Margosa Road,Malleshwaram, Bengaluru - 560003

FOR TENDER

DRAWING TITLE	CABIN 02
FIRST FLOOR - CABIN 02 TV PANEL	REV NO R1
DRAWING NUMBER	KS IN/C2/FF/03

ARCHITECTS
MYRIAD

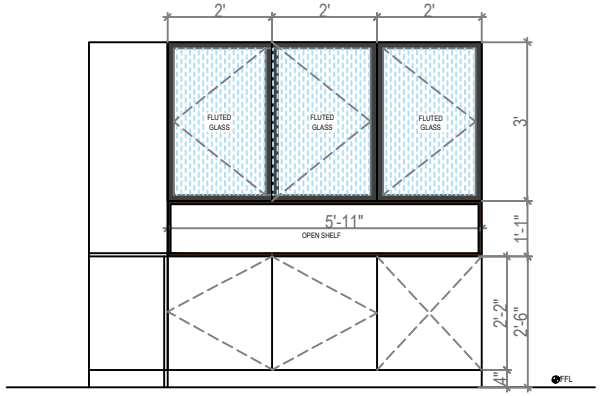

8.2 STORAGE UNIT WITH PROFILE SHUTTER - FRONT VIEW
FIRST FLOOR - CABIN 02

8.1.1 STORAGE UNIT- FRONT VIEW
FIRST FLOOR - CABIN 02

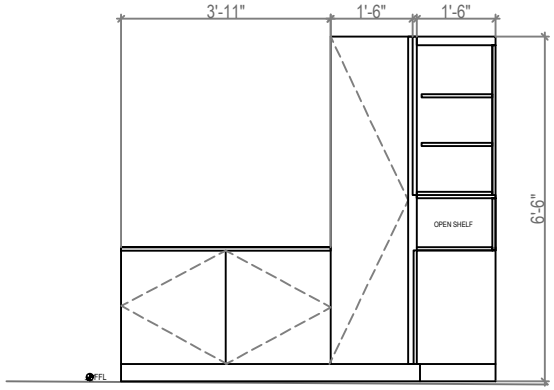

8.1.2 STORAGE UNIT- FRONT VIEW
FIRST FLOOR - CABIN 02

8.3 VERTICAL STORAGE UNIT- FRONT VIEW
FIRST FLOOR - CABIN 02

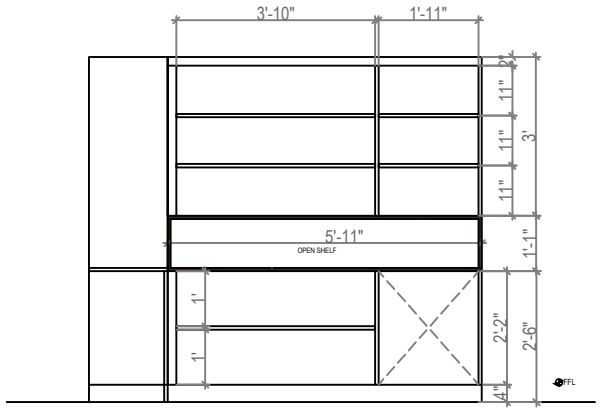

8.2 STORAGE UNIT WITH PROFILE SHUTTER -INTERNAL VIEW
FIRST FLOOR - CABIN 02

8.1.1 STORAGE UNIT- INTERNAL VIEW
FIRST FLOOR - CABIN 02

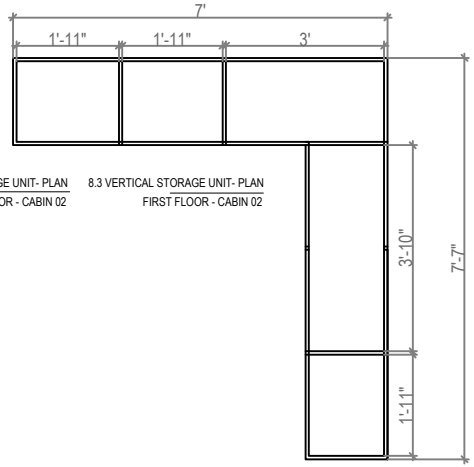

8.1.2 STORAGE UNIT- PLAN
FIRST FLOOR - CABIN 02

8.3 VERTICAL STORAGE UNIT- PLAN
FIRST FLOOR - CABIN 02

8.1.1 STORAGE UNIT- PLAN
FIRST FLOOR - CABIN 02

NOTE:

1. THE DESIGN & DRAWING IS THE PROPERTY & COPYRIGHT OF M/s. MYRIAD GEOMETRIES/MG10 ARCHITECTURE. REPRODUCTION AND USE OF THE DESIGN, IN WHOLE OR IN PART, IS FORBIDDEN WITHOUT THE ARCHITECT'S WRITTEN CONSENT.

2. DRAWING IS NOT TO BE SCALED.

3. ALL DIMENSIONS ARE IN FEET AND INCHES AND LEVELS IN METERS UNLESS NOTED OTHERWISE.

4. ANY DISCREPANCIES IN THE DRAWING SHALL BE BROUGHT TO THE NOTICE OF THE ARCHITECT BEFORE EXECUTION. ALL DIMENSIONS TO BE VERIFIED ON SITE AND APPROVED BY THE ARCHITECT/PROJECT MANAGER.

5. DRAWING SHOULD BE READ IN CONJUNCTION WITH OTHER RELEVANT ARCHITECTURAL, STRUCTURAL, MECHANICAL AND ELECTRICAL DRAWINGS AND ALL RELEVANT SECTIONS OF THE SPECIFICATIONS.

LEGEND / SYMBOLS

1.LEVLES IN PLANS/ELEVATIONS/SECTIONS

FFL — FINISHED FLOOR LEVEL
SSL — STRUCTURAL SLAB LEVEL

FGL — FORMATION GROUND LEVEL

2.DOORS

D01 / MD — DOOR TYPES / DRAWING NUMBERS

3.SECTIONS

01 / A01 — SECTION NUMBERS / DRAWING NUMBERS

4.ELEVATIONS

01 / A01 — ELEVATION NUMBERS / DRAWING NUMBERS

KEY PLAN

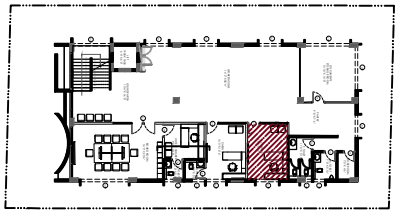

SCALE	Not To Scale	SHEET SIZE	A1
DATE	28 JULY 2026		
DRAWN	MUKUND GOPI		N
CHECKED	MUKUND GOPI		
SIGNATURE	-		

PROJECT:
PROPOSED COMMERCIAL DEVELOPMENT FOR KSSFCL
at Vishveshwar Nagar, Mysuru - 570008

CLIENT:
KARNATAKA STATE SOUHARDA FEDERAL CO-OPERATIVE LTD.
Mangosa Road,Malleshwaram,
Bengaluru - 560003

FOR TENDER

DRAWING TITLE: CABIN 02

FIRST FLOOR - CABIN 02
STORAGE UNITS

REV NO: R1

DRAWING NUMBER: KS IN/C2/FF/01

ARCHITECTS

MYRIAD ARCHITECTURE GEOMETRIES

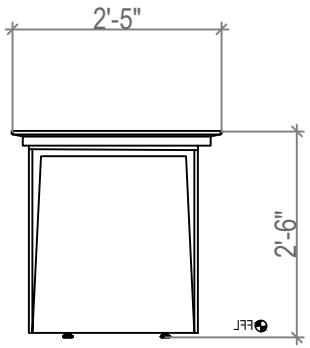

8.4 TABLE - SIDE VIEW
FIRST FLOOR - CABIN 02

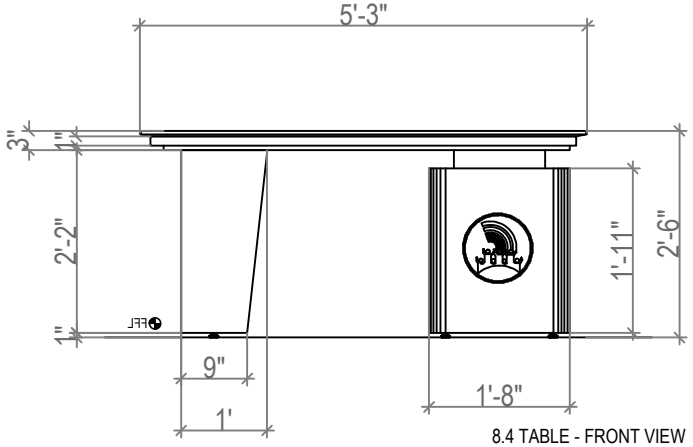

8.4 TABLE - FRONT VIEW
FIRST FLOOR - CABIN 02

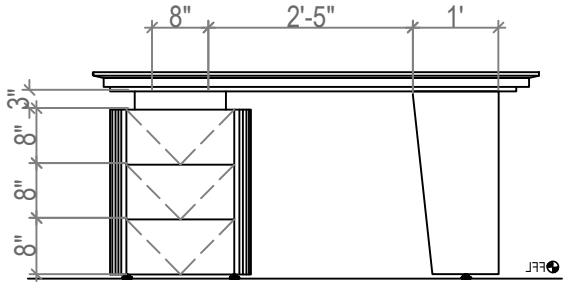

8.4 TABLE - REAR VIEW
FIRST FLOOR - CABIN 02

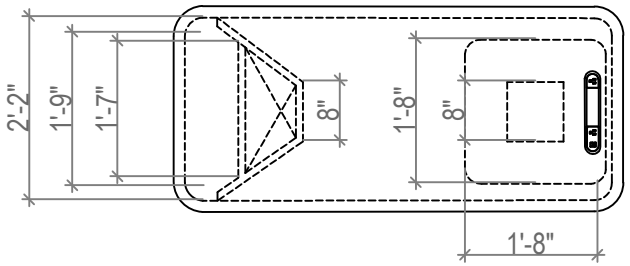

8.4 TABLE - PLAN
FIRST FLOOR - CABIN 02

NOTE:

1. THE DESIGN & DRAWING IS THE PROPERTY & COPYRIGHT OF M/s. MYRIAD GEOMETRIES/MG10 ARCHITECTURE. REPRODUCTION AND USE OF THE DESIGN, IN WHOLE OR IN PART, IS FORBIDDEN WITHOUT THE ARCHITECT'S WRITTEN CONSENT.

2. DRAWING IS NOT TO BE SCALED.

3. ALL DIMENSIONS ARE IN FEET AND INCHES AND LEVELS IN METERS UNLESS NOTED OTHERWISE.

4. ANY DISCREPANCIES IN THE DRAWING SHALL BE BROUGHT TO THE NOTICE OF THE ARCHITECT BEFORE EXECUTION. ALL DIMENSIONS TO BE VERIFIED ON SITE AND APPROVED BY THE ARCHITECT/PROJECT MANAGER.

5. DRAWING SHOULD BE READ IN CONJUNCTION WITH OTHER RELEVANT ARCHITECTURAL, STRUCTURAL, MECHANICAL AND ELECTRICAL DRAWINGS AND ALL RELEVANT SECTIONS OF THE SPECIFICATIONS.

LEGEND / SYMBOLS

1.LEVLES IN PLANS/ELEVATIONS/SECTIONS

+ FFL / + SSL — FINISHED FLOOR LEVEL / STRUCTURAL SLAB LEVEL

+ FGL — FORMATION GROUND LEVEL

2.DOORS

D01 / A/0 — DOOR TYPES / DRAWING NUMBERS

3.SECTIONS

S1 / 01 — SECTION NUMBERS / DRAWING NUMBERS

4.ELEVATIONS

E1 / 01 — ELEVATION NUMBERS / DRAWING NUMBERS

KEY PLAN

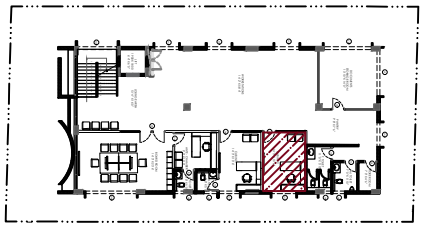

SCALE	Not To Scale	SHEET SIZE	A1
DATE	28 JULY 2026		
DRAWN	MUKUND GOPI	N	
CHECKED	MUKUND GOPI		
SIGNATURE	-		

PROJECT:
PROPOSED COMMERCIAL DEVELOPMENT FOR KSSFCL
at Vishveshwar Nagar, Mysuru - 570008

CLIENT:
KARNATAKA STATE SOUHARDA FEDERAL CO-OPERATIVE LTD.
Margosa Road,Malleshwaram, Bengaluru - 560003

FOR TENDER

DRAWING TITLE	CABIN 02	
FIRST FLOOR - CABIN 02 TABLE		REV NO R1
DRAWING NUMBER	KS	IN/C2/FF/02

ARCHITECTS
MYRIAD

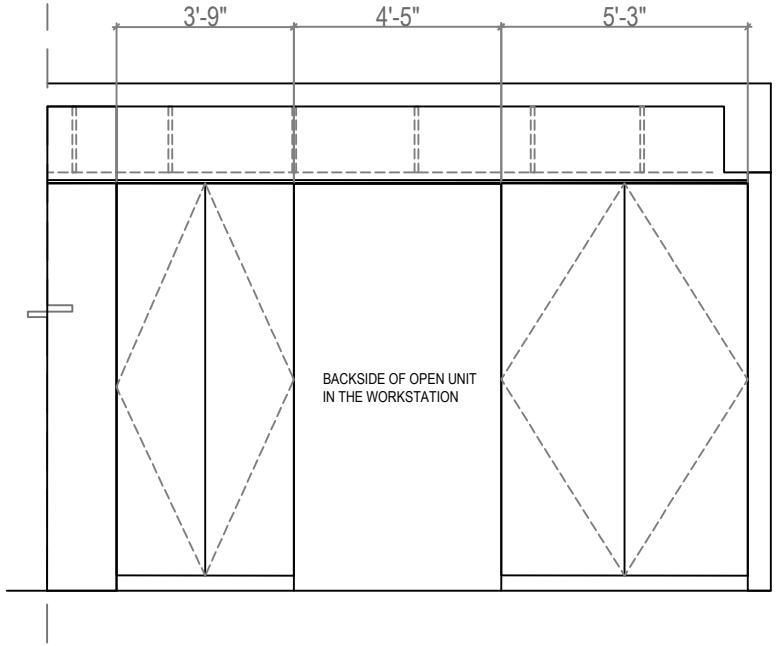

10.1.2 STORAGE UNIT
FIRST FLOOR - DOCUMENTS STORAGE

10.1.1 STORAGE UNIT
FIRST FLOOR - DOCUMENTS STORAGE

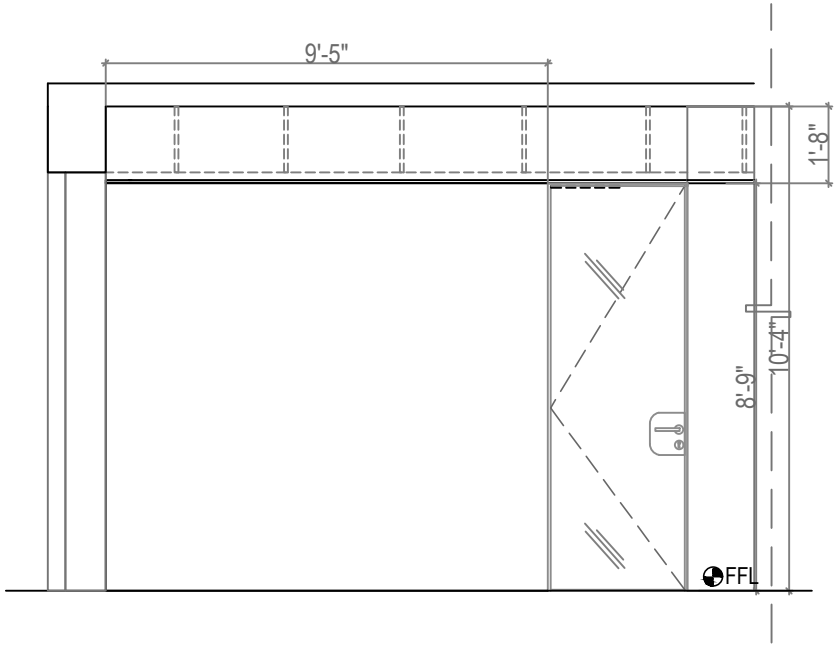

10.2 WOODEN PARTITION WITH PAINT FINISH
FIRST FLOOR - DOCUMENTS STORAGE

10.3 ALUMINIUM FRAMED GLASS DOOR
FIRST FLOOR - DOCUMENTS STORAGE

NOTE:

1. THE DESIGN & DRAWING IS THE PROPERTY & COPYRIGHT OF M/s. MYRIAD GEOMETRIES/MG10 ARCHITECTURE. REPRODUCTION AND USE OF THE DESIGN, IN WHOLE OR IN PART, IS FORBIDDEN WITHOUT THE ARCHITECT'S WRITTEN CONSENT.

2. DRAWING IS NOT TO BE SCALED.

3. ALL DIMENSIONS ARE IN FEET AND INCHES AND LEVELS IN METERS UNLESS NOTED OTHERWISE.

4. ANY DISCREPANCIES IN THE DRAWING SHALL BE BROUGHT TO THE NOTICE OF THE ARCHITECT BEFORE EXECUTION. ALL DIMENSIONS TO BE VERIFIED ON SITE AND APPROVED BY THE ARCHITECT/PROJECT MANAGER.

5. DRAWING SHOULD BE READ IN CONJUNCTION WITH OTHER RELEVANT ARCHITECTURAL, STRUCTURAL, MECHANICAL AND ELECTRICAL DRAWINGS AND ALL RELEVANT SECTIONS OF THE SPECIFICATIONS.

LEGEND / SYMBOLS

1.LEVLES IN PLANS/ELEVATIONS/SECTIONS

+ FFL / + SSL — FINISHED FLOOR LEVEL / STRUCTURAL SLAB LEVEL

+ FGL — FORMATION GROUND LEVEL

2.DOORS

D01 / A/01 — DOOR TYPES / DRAWING NUMBERS

3.SECTIONS

S1 / 01 — SECTION NUMBERS / DRAWING NUMBERS

4.ELEVATIONS

E1 / 01 — ELEVATION NUMBERS / DRAWING NUMBERS

KEY PLAN

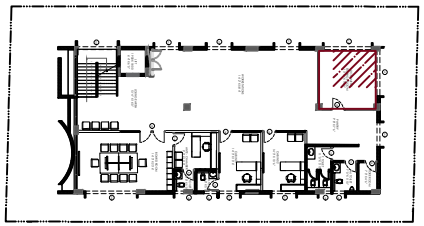

SCALE	Not To Scale	SHEET SIZE	A1
DATE	28 JULY 2026		
DRAWN	MUKUND GOPI	N	
CHECKED	MUKUND GOPI		
SIGNATURE	-		

PROJECT:
PROPOSED COMMERCIAL DEVELOPMENT FOR KSSFCL
at Vishveshwar Nagar, Mysuru - 570008

CLIENT:
KARNATAKA STATE SOUHARDA FEDERAL CO-OPERATIVE LTD.
Margosa Road,Malleshwaram, Bengaluru - 560003

FOR TENDER

DRAWING TITLE	DOCUMENT STORAGE	
FIRST FLOOR - DOCUMENT STORAGE SECTIONAL ELEVATIONS - 1		REV NO R1
DRAWING NUMBER	KS	IN/DS/FF/01

ARCHITECTS
MYRIAD GEOMETRIES ARCHITECTS

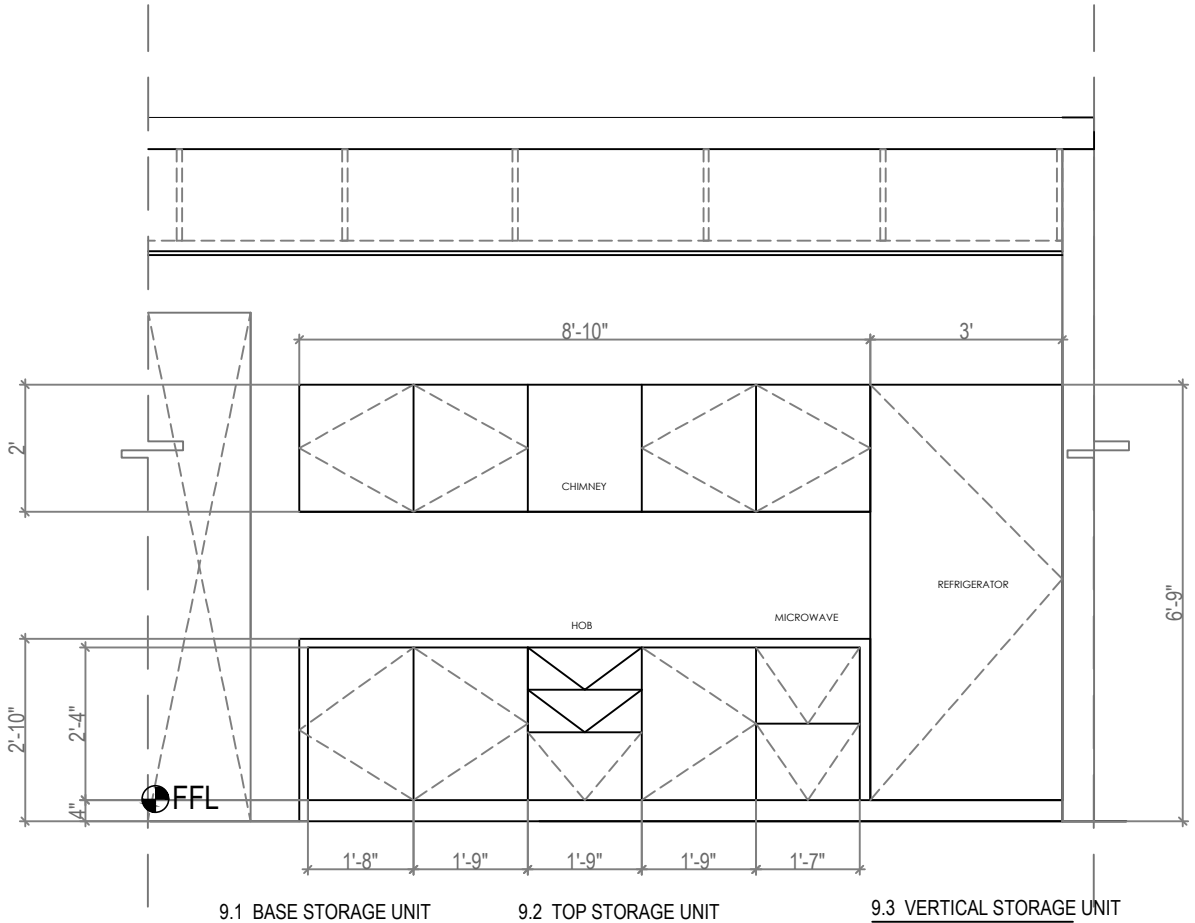

9.1 BASE STORAGE UNIT
FIRST FLOOR - PANTRY

9.2 TOP STORAGE UNIT
FIRST FLOOR - PANTRY

9.3 VERTICAL STORAGE UNIT
FIRST FLOOR - PANTRY

NOTE:

1. THE DESIGN & DRAWING IS THE PROPERTY & COPYRIGHT OF M/s. MYRIAD GEOMETRIES/MG10 ARCHITECTURE. REPRODUCTION AND USE OF THE DESIGN, IN WHOLE OR IN PART, IS FORBIDDEN WITHOUT THE ARCHITECT'S WRITTEN CONSENT.

2. DRAWING IS NOT TO BE SCALED.

3. ALL DIMENSIONS ARE IN FEET AND INCHES AND LEVELS IN METERS UNLESS NOTED OTHERWISE.

4. ANY DISCREPANCIES IN THE DRAWING SHALL BE BROUGHT TO THE NOTICE OF THE ARCHITECT BEFORE EXECUTION. ALL DIMENSIONS TO BE VERIFIED ON SITE AND APPROVED BY THE ARCHITECT/PROJECT MANAGER.

5. DRAWING SHOULD BE READ IN CONJUNCTION WITH OTHER RELEVANT ARCHITECTURAL, STRUCTURAL, MECHANICAL AND ELECTRICAL DRAWINGS AND ALL RELEVANT SECTIONS OF THE SPECIFICATIONS.

LEGEND / SYMBOLS

1.LEVLES IN PLANS/ELEVATIONS/SECTIONS

+ FFL / + SSL — FINISHED FLOOR LEVEL / STRUCTURAL SLAB LEVEL

+ FGL — FORMATION GROUND LEVEL

2.DOORS

D01 / A/0 — DOOR TYPES / DRAWING NUMBERS

3.SECTIONS

S1 / 01 — SECTION NUMBERS / DRAWING NUMBERS

4.ELEVATIONS

E1 / 01 — ELEVATION NUMBERS / DRAWING NUMBERS

KEY PLAN

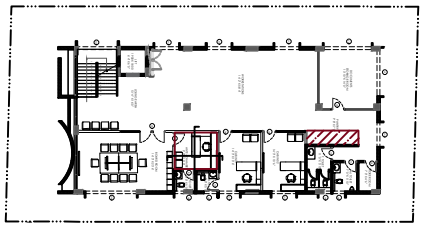

SCALE	Not To Scale	SHEET SIZE	A1
DATE	28 JULY 2026		
DRAWN	MUKUND GOPI	N	
CHECKED	MUKUND GOPI		
SIGNATURE	-		

PROJECT:
PROPOSED COMMERCIAL DEVELOPMENT FOR KSSFCL
at Vishveshwar Nagar, Mysuru - 570008

CLIENT:
KARNATAKA STATE SOUHARDA FEDERAL CO-OPERATIVE LTD.
Margosa Road,Malleshwaram, Bengaluru - 560003

FOR TENDER

DRAWING TITLE	PANTRY
FIRST FLOOR - PANTRY STORAGE UNIT	REV NO R1
DRAWING NUMBER	KS IN/PT/FF/01

ARCHITECTS
MYRIAD

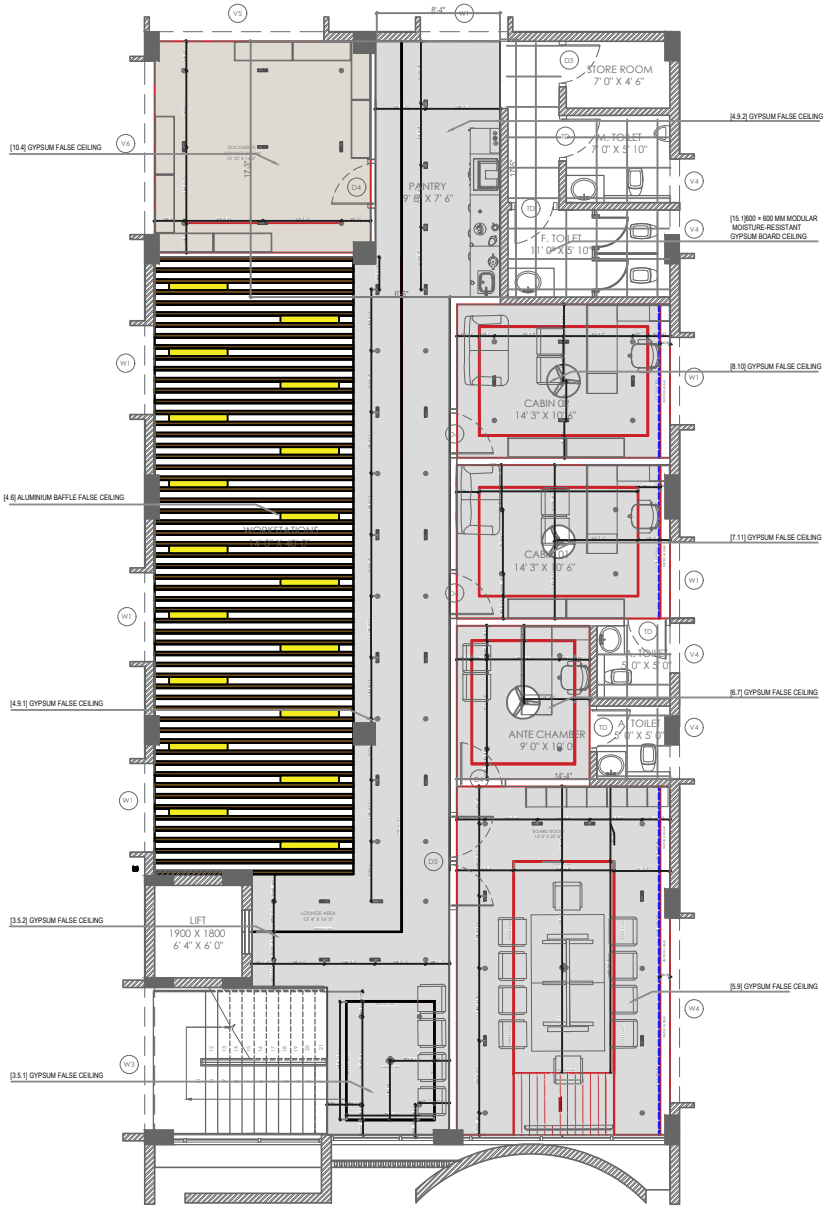

NOTE:

1. THE DESIGN & DRAWING IS THE PROPERTY & COPYRIGHT OF M/s. MYRIAD GEOMETRIES/MG10 ARCHITECTURE. REPRODUCTION AND USE OF THE DESIGN, IN WHOLE OR IN PART, IS FORBIDDEN WITHOUT THE ARCHITECT'S WRITTEN CONSENT.

2. DRAWING IS NOT TO BE SCALED.

3. ALL DIMENSIONS ARE IN FEET AND INCHES AND LEVELS IN METERS UNLESS NOTED OTHERWISE.

4. ANY DISCREPANCIES IN THE DRAWING SHALL BE BROUGHT TO THE NOTICE OF THE ARCHITECT BEFORE EXECUTION. ALL DIMENSIONS TO BE VERIFIED ON SITE AND APPROVED BY THE ARCHITECT/PROJECT MANAGER.

5. DRAWING SHOULD BE READ IN CONJUNCTION WITH OTHER RELEVANT ARCHITECTURAL, STRUCTURAL, MECHANICAL AND ELECTRICAL DRAWINGS AND ALL RELEVANT SECTIONS OF THE SPECIFICATIONS.

LEGEND / SYMBOLS

1.LEVELS IN PLANS/ELEVATIONS/SECTIONS

+ FFL / + SSL — FINISHED FLOOR LEVEL / STRUCTURAL SLAB LEVEL

+ FGL — FORMATION GROUND LEVEL

2.DOORS

DT — DOOR TYPES / DRAWING NUMBERS

3.SECTIONS

SECTION NUMBERS / DRAWING NUMBERS

4.ELEVATIONS

ELEVATION NUMBERS / DRAWING NUMBERS

KEY PLAN

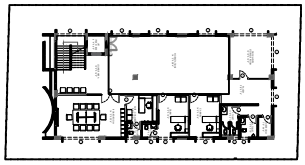

SCALE	Not To Scale	SHEET SIZE	A1
DATE	28 JULY 2026		
DRAWN	MUKUND GOPI	N	
CHECKED	MUKUND GOPI		
SIGNATURE	-		

PROJECT:
PROPOSED COMMERCIAL DEVELOPMENT FOR KSSFCL
at Vishveshwar Nagar, Mysuru - 570008

CLIENT:
KARNATAKA STATE SOUHARDA FEDERAL CO-OPERATIVE LTD.,
Mangala Road,Malleshwaram,
Bengaluru - 560003

DRAWING TITLE: REFLECTED CEILING PLAN

FIRST FLOOR

REV NO: R1

DRAWING NUMBER: KS IN/FF/RCP/01

FOR TENDER

ARCHITECTS: MYRIAD